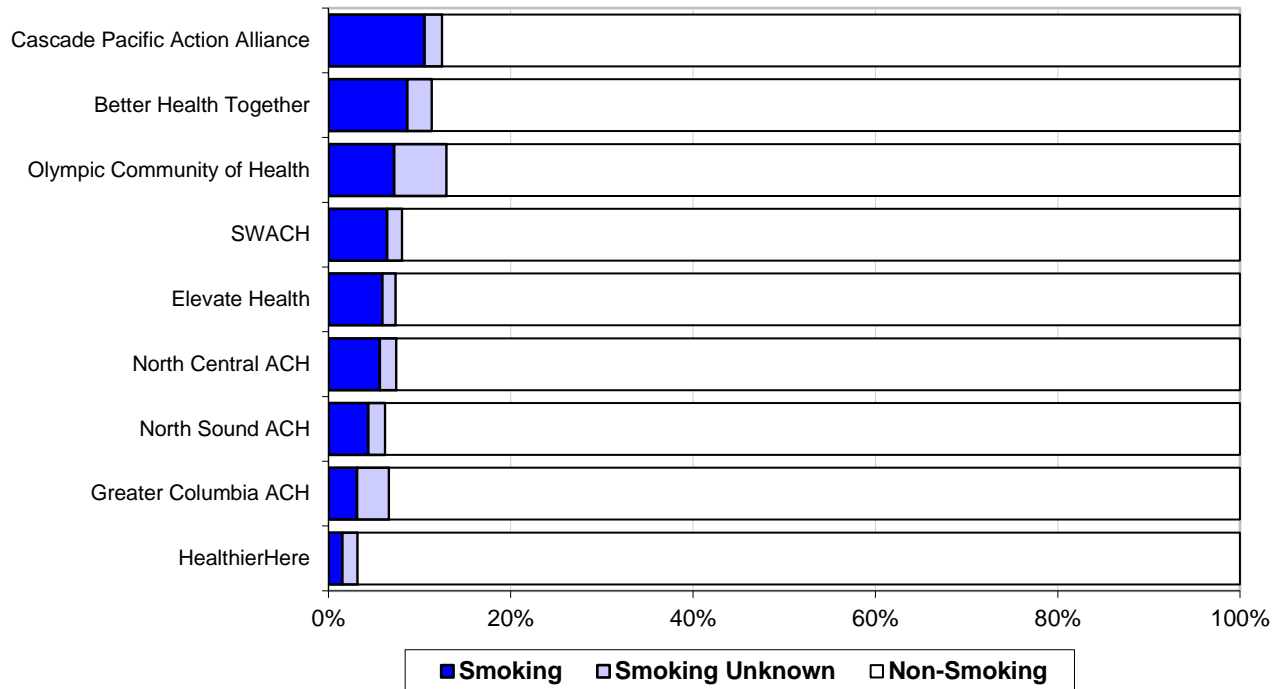


Smoking Status for Washington Women with 2020 Births

ACH	Smoking		Non-Smoking		Smoking Unknown		Total Women (N)
		%		%		%	
Better Health Together	571	8.7%	5,852	88.7%	177	2.7%	6,600
Cascade Pacific Action Alliance	674	10.5%	5,596	87.5%	124	1.9%	6,394
Greater Columbia ACH	277	3.1%	8,220	93.4%	308	3.5%	8,805
HealthierHere	357	1.5%	22,575	96.8%	387	1.7%	23,319
North Central ACH	170	5.6%	2,803	92.5%	56	1.8%	3,029
North Sound ACH	585	4.4%	12,598	93.8%	252	1.9%	13,435
Olympic Community of Health	251	7.2%	3,026	87.0%	200	5.8%	3,477
Elevate Health	644	5.9%	10,080	92.6%	161	1.5%	10,885
SWACH	311	6.4%	4,452	91.9%	80	1.7%	4,843
STATE TOTAL	3,844	4.8%	75,214	93.1%	1,761	2.2%	80,819

A woman was considered a smoker if the birth certificate indicated that the number of cigarettes smoked per day during any trimester of pregnancy was greater than zero. As of 2014, records do not include out-of-state deliveries to Washington residents because birth certificates for states other than Washington were not available for record linkage.

Smoking Status during Pregnancy for All Washington Women with 2020 Births



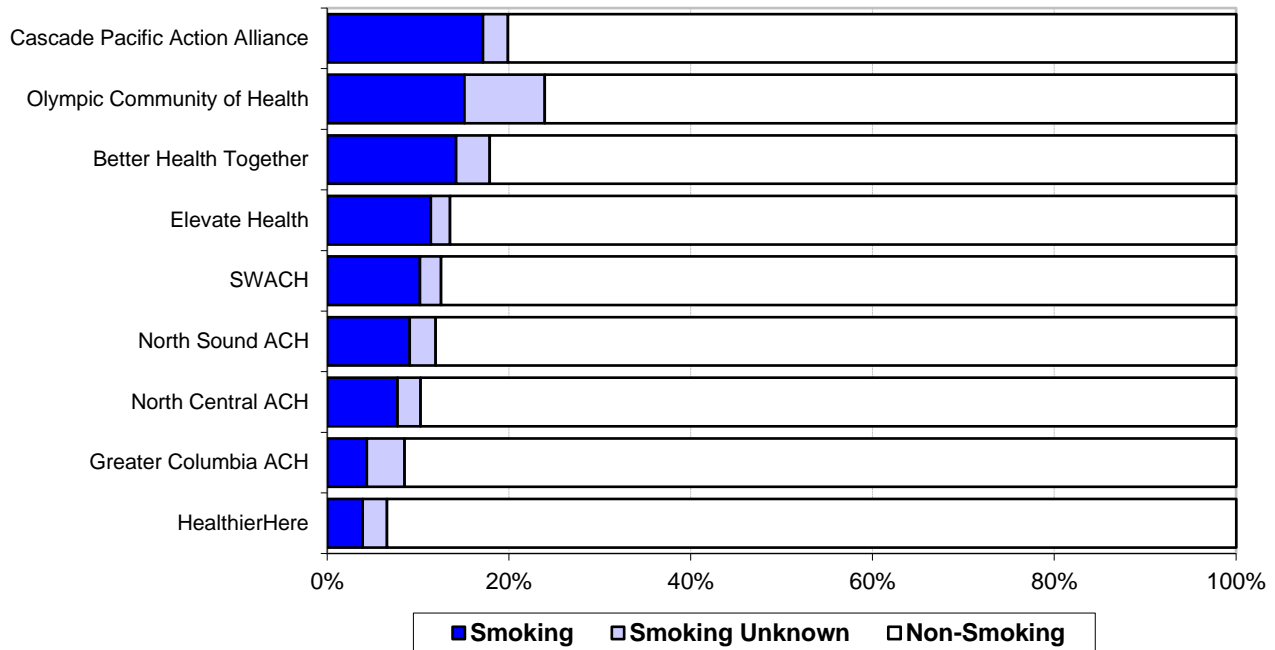
As of 2014, records do not include out-of-state deliveries to WA residents because birth certificates for states other than WA were not available for record linkage

Smoking Status for Washington Women with 2020 Medicaid-Paid Births

ACH	Smoking %	Non-Smoking %	Smoking Unknown %	Total Women (N)
Better Health Together	14.2%	82.1%	3.7%	3,691
Cascade Pacific Action Alliance	17.1%	80.1%	2.8%	3,439
Greater Columbia ACH	4.3%	91.5%	4.2%	5,817
HealthierHere	3.9%	93.4%	2.7%	7,786
North Central ACH	7.7%	89.7%	2.5%	2,096
North Sound ACH	9.1%	88.1%	2.8%	5,411
Olympic Community of Health	15.1%	76.1%	8.9%	1,412
Elevate Health	11.4%	86.5%	2.1%	4,812
SWACH	10.2%	87.5%	2.3%	2,331
STATE TOTAL	9.0%	87.8%	3.2%	36,815

A woman was considered a smoker if the birth certificate indicated that the number of cigarettes smoked per day during any trimester of pregnancy was greater than zero. As of 2014, records do not include out-of-state deliveries to Washington residents because birth certificates for states other than Washington were not available for record linkage. State total includes a small number of women for whom residence ACH count not be determined.

Smoking Status during Pregnancy for Washington Women with 2020 Medicaid-Paid Births



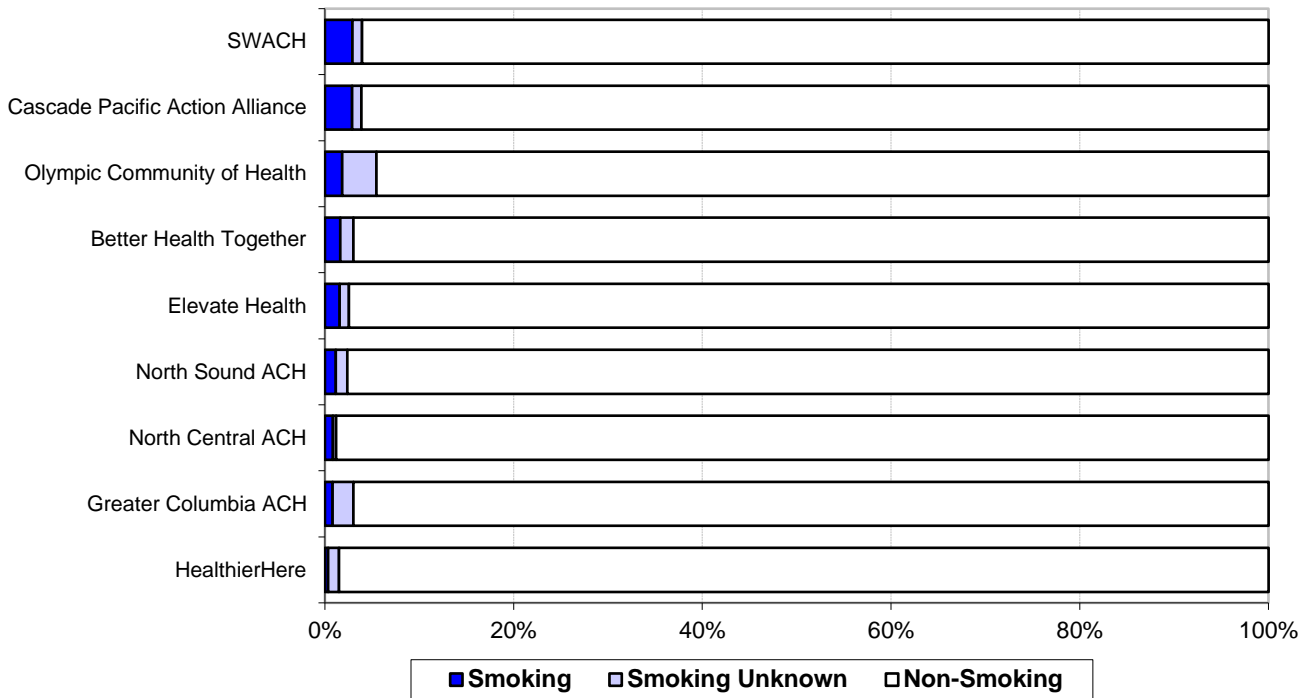
As of 2014, records do not include out-of-state deliveries to WA residents because birth certificates for states other than WA were not available for record linkage

Smoking Status for Washington Non-Medicaid Women with 2020 Births

ACH	Smoking %	Non-Smoking %	Smoking Unknown %	Total Women (N)
Better Health Together	1.6%	97.0%	1.4%	2,909
Cascade Pacific Action Alliance	2.9%	88.9%	1.0%	2,955
Greater Columbia ACH	0.8%	97.0%	2.2%	2,988
HealthierHere	0.3%	98.5%	1.2%	15,533
North Central ACH	0.9%	98.8%	0.3%	933
North Sound ACH	1.2%	97.6%	1.2%	8,024
Olympic Community of Health	1.8%	94.5%	3.6%	2,065
Elevate Health	1.6%	97.5%	1.0%	6,073
SWACH	2.9%	96.1%	1.0%	2,512
STATE TOTAL	1.2%	97.5%	1.3%	44,004

A woman was considered a smoker if the birth certificate indicated that the number of cigarettes smoked per day during any trimester of pregnancy was greater than zero. As of 2014, records do not include out-of-state deliveries to Washington residents because birth certificates for states other than Washington were not available for record linkage. State total includes a small number of women for whom residence ACH count not be determined.

Smoking Status during Pregnancy for Washington Non-Medicaid Women with 2020 Births



As of 2014, records do not include out-of-state deliveries to WA residents because birth certificates for states other than WA were not available for record linkage.