

Recovery Navigator Program (RNP)

Quarterly Report

October – December 2024

June 2, 2025

Overview

- ▶ Updates
- ▶ Referral and Outreach Data
- ▶ Case Management Data
- ▶ Data Workgroup Updates

Reporting Schedule 2025

SURSAC Meeting Date	RNP reporting period
June 2025	Q4 – October – December 2024
September 2025	Q1 – January – March 2025
December 2025	Q2 – April – June 2025

Referral and Outreach Data Q4

October 2024 – December 2024

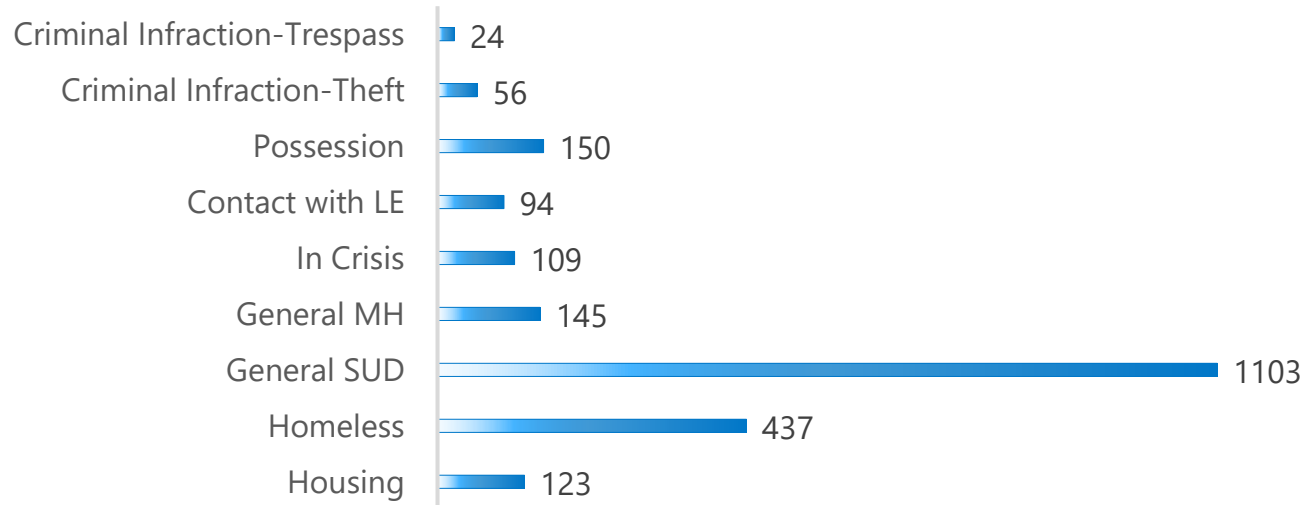
2,510
Estimated Unduplicated
Individuals

557
Law Enforcement
Referrals

706
Enrolled in Case
Management

73%
Response Time in 15
Mins.

TOP 10 REFERRAL REASONS



*information based on estimated unique client

2,592

Estimated Unduplicated
Individuals

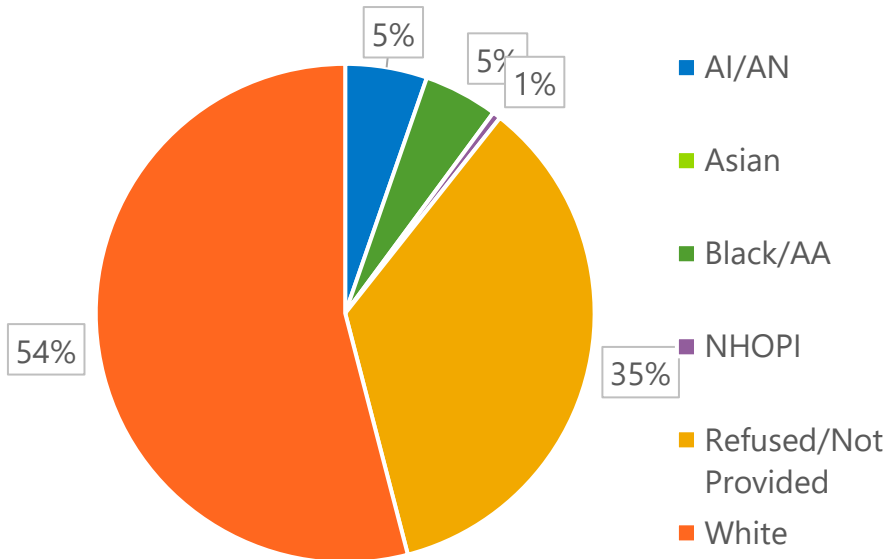
234

Newly Enrolled in Intensive
Case Management

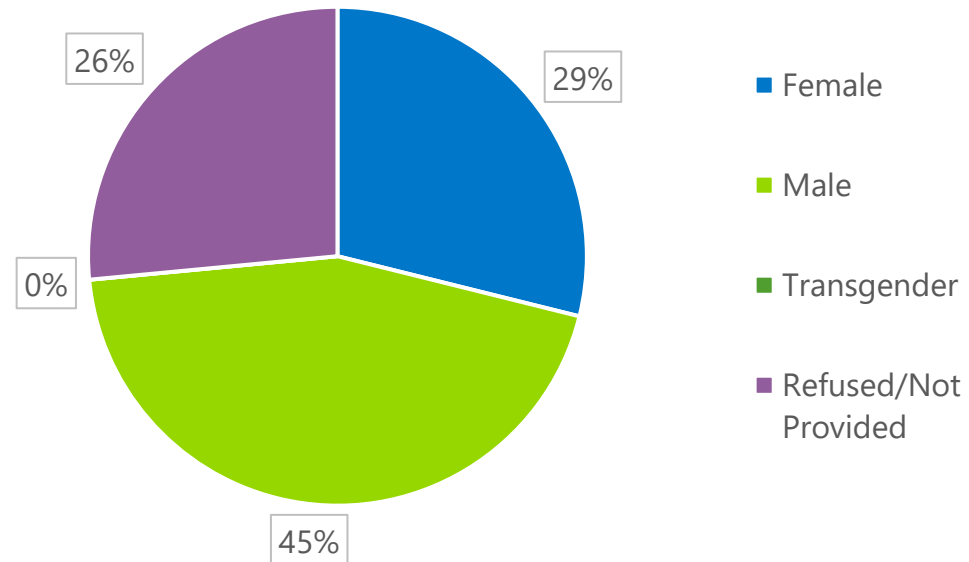
365

Newly Enrolled in Light
Case Management

Race Distribution



Gender Distribution



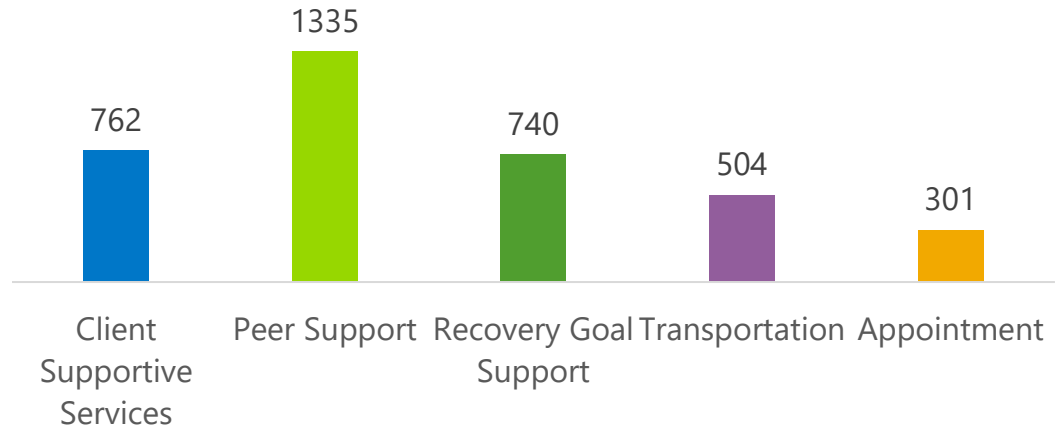
Case Management Data Q4

October 2024 – December 2024

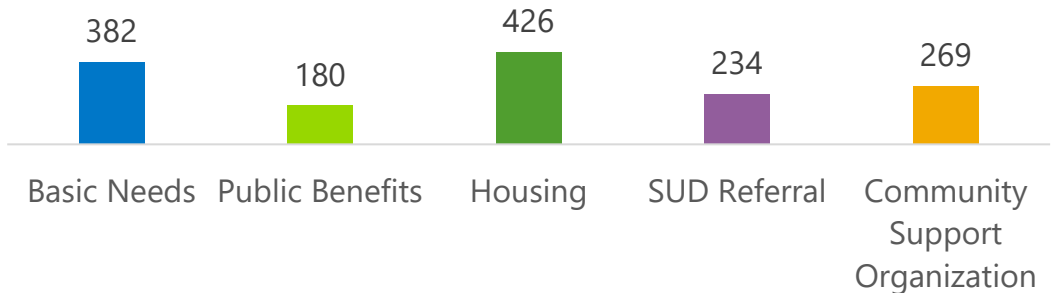
16,119
Case Management
Events

3,108
Estimated
Unduplicated Clients

Top 5 Direct Care Services



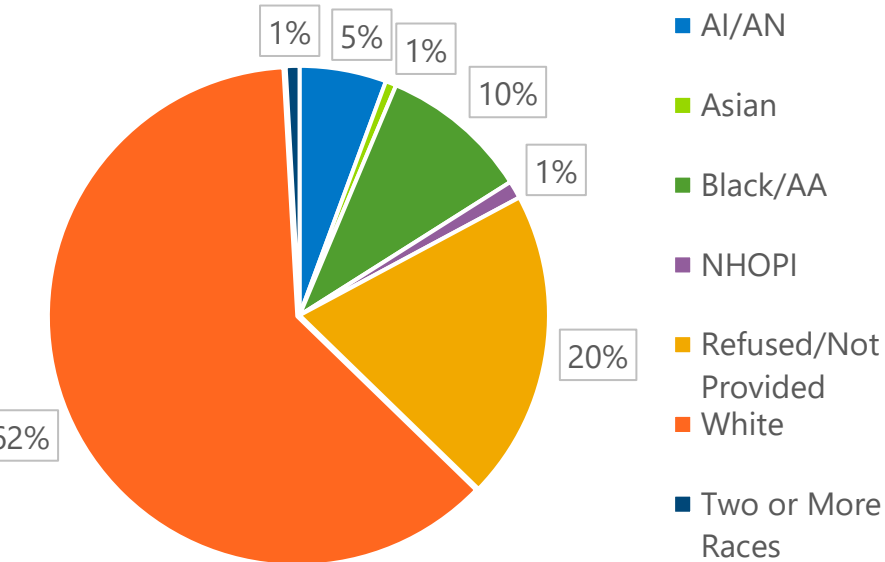
Top 5 Referrals to Services



Case Management Data Q4

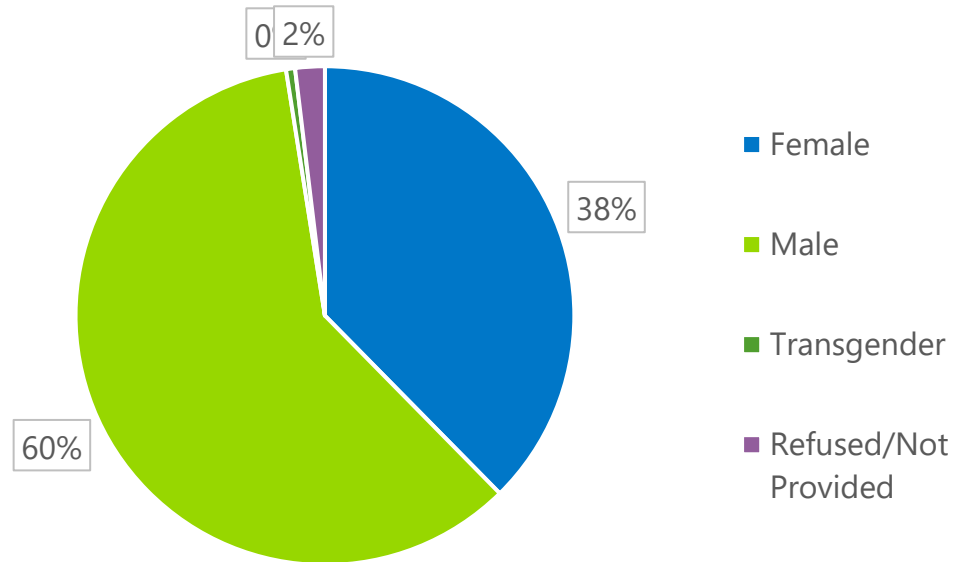
October 2024 – December 2024

Race Distribution



3,108
Estimated
Unduplicated Clients

Gender Distribution



Data Workgroup Updates

- ▶ Review for next Workbook/System update
- ▶ Updating process improvement efforts regarding data collection and counts on dashboard
- ▶ Crosswalk of data entry information to lean on ways to expand demographics for next Workbook update working with Health Equity Team.
- ▶ Partnering with HCA's Behavioral Health Data Team and RDA regarding data collection improvements along with documentation and communication efforts surrounding RNP data.



Questions?

Contact(s)

► Brianna Peterson

Report Administrator

Brianna.Peterson@hca.wa.gov

► Ryan Keith

*Recovery Navigator Program
Administrator*

Ryan.Keith@hca.wa.gov