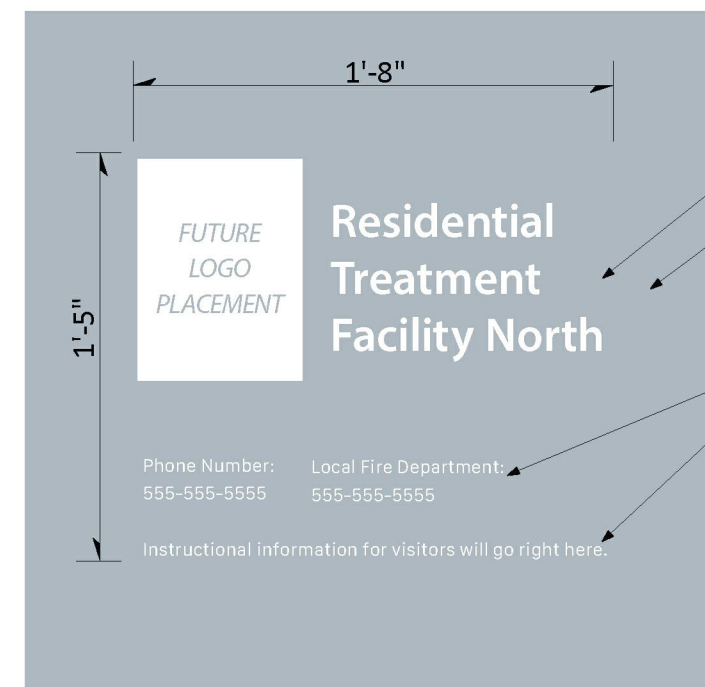


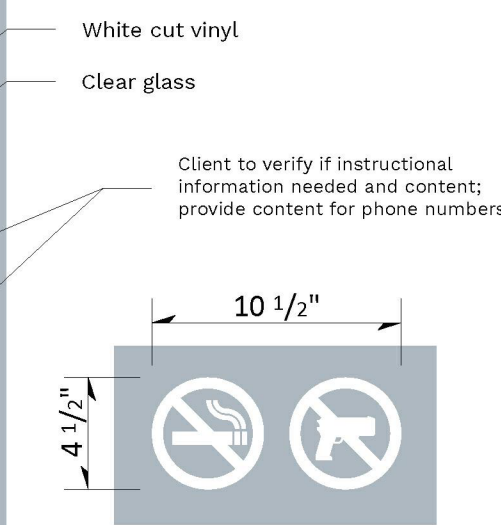
EGD-8 MONUMENT SIGN
BASE BID
scale: 1/2"=1'-0"
ALL DIMENSIONS SHOWN SHALL BE FIELD VERIFIED FOR SHOP DRAWING AND VECTOR FILE COORDINATION
ALL LOGOS AND TEXT TO BE DETERMINED



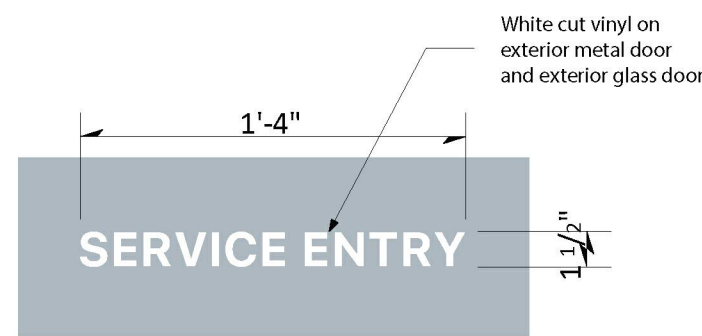
EGD-9 CUT VINYL DOOR PACK
BASE BID
scale: 1/2"=1'-0"
ALL DIMENSIONS SHOWN SHALL BE FIELD VERIFIED FOR SHOP DRAWING AND VECTOR FILE COORDINATION
ALL LOGOS AND TEXT TO BE DETERMINED



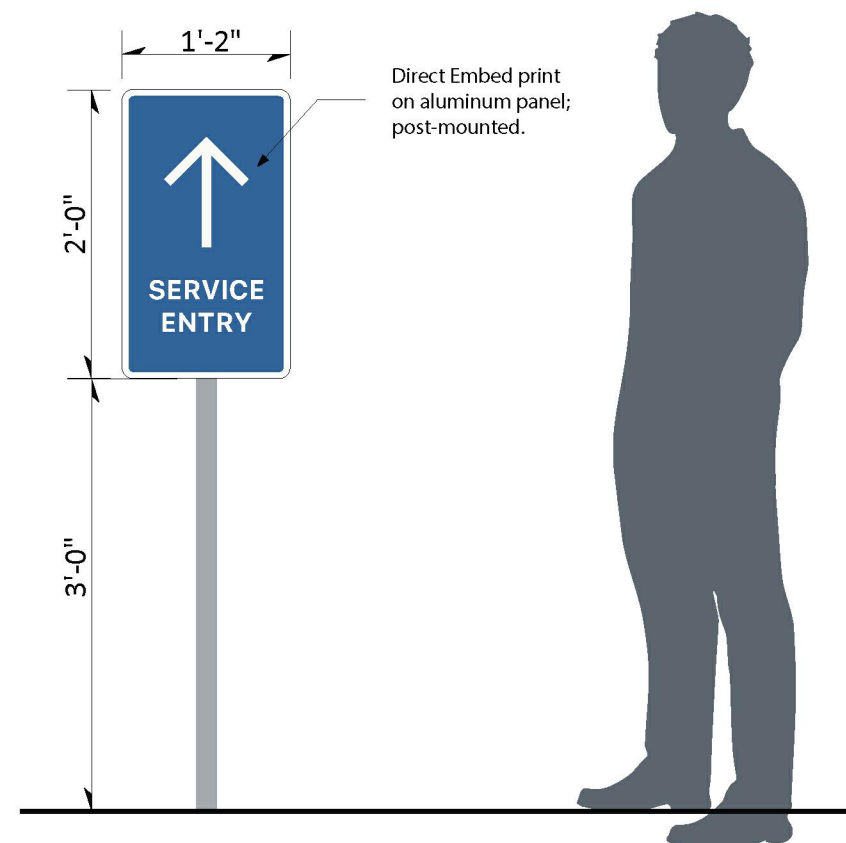
EGD-9 CUT VINYL DOOR PACK ENLARGEMENT
scale: 1 1/2"=1'-0"



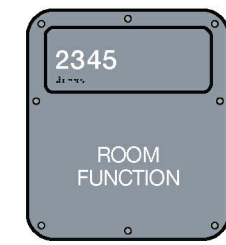
EGD-10 SERVICE ENTRY DIRECTIONAL
BASE BID
scale: 3/4"=1'-0"
ALL DIMENSIONS SHOWN SHALL BE FIELD VERIFIED FOR SHOP DRAWING AND VECTOR FILE COORDINATION



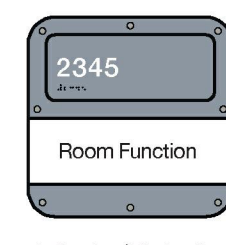
EGD-11 CUT VINYL DOOR ID
BASE BID
scale: 3/4"=1'-0"
ALL DIMENSIONS SHOWN SHALL BE FIELD VERIFIED FOR SHOP DRAWING AND VECTOR FILE COORDINATION



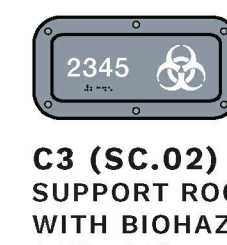
C1 (SC.02)
ADA EXIT
4.25" x 8.5"



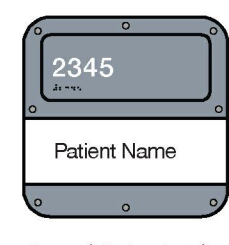
C2.1 (SC.06)
ADA SUPPORT ROOM WITH
PERMANENT NAME
5.75" x 8.5"



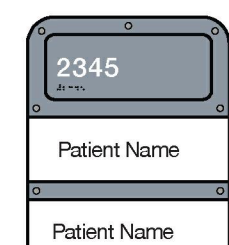
C2.2 (SC.04)
ADA SUPPORT ROOM WITH
CHANGEABLE NAME
8.375" x 8.5"



C3 (SC.02)
SUPPORT ROOM
WITH BIOHAZARD SYMBOL
4.25" x 8.5"



C4 (SC.04)
ADA PATIENT ID WITH
CHANGEABLE NAME
8.375" x 8.5"



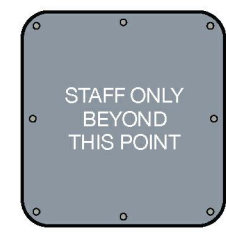
C5 (SC.05)
ADA SEMI PRIVATE PATIENT ID
WITH CHANGEABLE NAMES
11.875" x 8.5"




C6.1 (SC.08)
ADA REGULATORY
SYMBOL
10.5" x 8.5"



D1 (SC.09)
FIRE EXTINGUISHER ID
9" x 8.5"



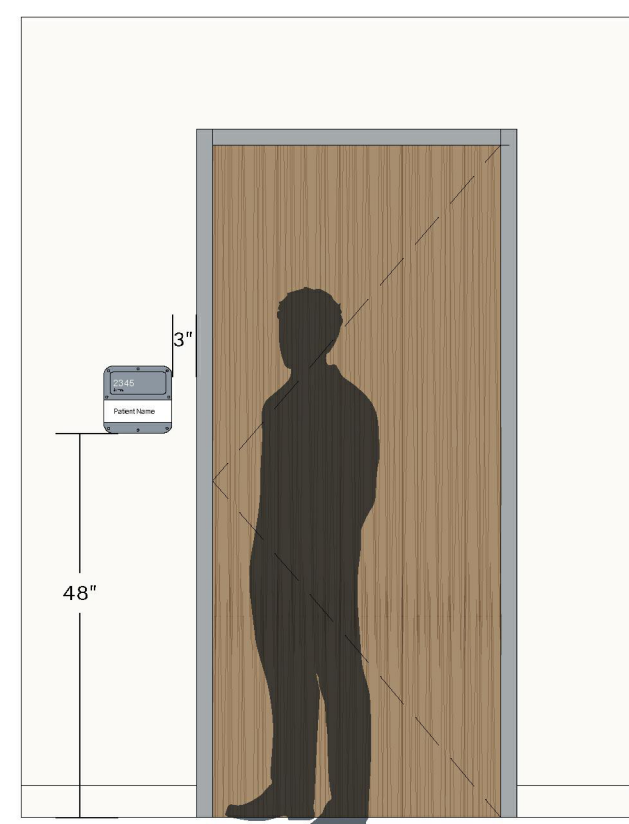
D2 (SC.09)
INSTRUCTIONAL SIGN
9" x 8.5"



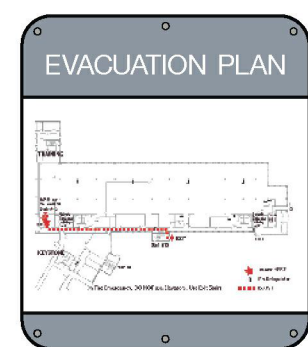
D4 (SC.09)
AED ID
9" x 8.5"



D5 (SC.09)
INSTRUCTIONAL SIGN
9" x 8.5"



C4 AND C5 SIGNS WILL HAVE DIFFERENT MOUNTING HEIGHT; REFER TO EGD-5 ELEVATIONS.



E1 (SC.12)
EVACUATION MAP
WITH INSERT
12.75" x 11"



C6.2 (SC.02)
BABY CHANGING
STATION
4.25" x 8.5"