



health
justice
recovery
alliance

Ballot Measure 110 Implementation Update

What the law does, at a glance:

- Decriminalizes possession of small amounts of drugs. (Does not legalize.)

Invests \$302 million in funding for critical addiction recovery and harm reduction services for this biennium.

Expands access to a full array of low-barrier addiction services, including:

- Low barrier treatment (detox, sobering, outpatient);
- Peer-supported recovery;
- Harm reduction and overdose prevention services; and
- Supportive, transitional, and long-term housing.

Treats people with substance use through a healthcare approach.

Early Funds Released to Oregon Communities

\$30 million+ invested in Access to Care Grants

*16,000+ Oregonians accessed critical services
in just six months*

Access to Care Grant Early Successes: Housing



Multnomah/Clackamas County

Measure 110 funds helped Bridges to Change save its Recovery Access Center, a facility that offers 24 short stay, supportive housing beds for people new to recovery in Gresham. Bridges was set to lose the building due to budget cuts, and 110 funding allowed them to hold onto the facility.



Multnomah County

Measure 110 funds created temporary, culturally -specific housing for 28 African Americans and veterans, four of whom had been released from incarceration to houselessness. They are now housed and employed.

89% of clients received ASAM assessments, a comprehensive biopsychosocial assessment given to help inform their treatment plan. Two people were reunited with their children.

Access to Care Grant Early Successes: Housing



Multnomah County

Quest Center was able to open its second recovery home for LGBTQ+ clients taking part in its “Finding and Sustaining Recovery” program, Quest’s integrated behavioral health treatment program that helps people build sober and healthy lifestyles.

The Recovery Home serves some of Quest’s most vulnerable clients working to overcome housing barriers while providing them with a safe, sober space as they transition into recovery.

Access to Care Grant Early Successes: Peer Services & Outreach

The Miracles Club



Bringing A Community Together One Person at A Time

Multnomah County

Measure 110 enabled the Miracles Club to add three additional peer mentors to their full-time staff of five . Miracles is a community recovery center that offers addiction peer services to the African American Community, as well as a fellowship hall, events and meeting space for community recovery meetings, and housing.



*Multnomah and Marion
Counties*

Measure 110 helped Morrison expand Parents Anonymous®, an evidence-based, family strengthening program for parents seeking support for mental health and substance abuse issues.

Access to Care Grant Early Successes: Harm Reduction



Multnomah & Clackamas Counties

Outside In's grant allowed them to sustain and expand harm reduction, overdose prevention and peer services —with a particular focus on expanding these services to members of the LGBTQ+ community.

The LGBTQ+ community suffers from higher rates of substance abuse than the population as a whole. LGBTQ+-specific services are sensitive to the needs of the community and the number of societally imposed obstacles they face.



Pictured above: Haven Wheelock, Overdose Prevention Specialist, Outside In

What is a Behavioral Health Resource Network (BHRN)?

BHRNs are a set of providers, working together as a network, to increase access to low-barrier addiction services. At least one BHRN must be established in each county and offer *all* of these services:

- **Behavioral Health Treatment** that is evidence-based, trauma-informed, culturally specific, linguistically accessible, and patient-centered;

Peer support and recovery services designed to help people continue to address their substance use;

Housing - temporary, stable, and permanent housing; and

Harm reduction interventions including overdose prevention , access to naloxone and hydrochloride along with drug education and outreach.

In June, 2021 the Oregon Legislature approved \$302 million for Measure 110 services over the next two years.

That's more than

5

TIMES



what Oregon currently spends on non-Medicaid funding for those services.

Source: Oregon Criminal Justice Commission

What's happening now: Funds are getting out to providers

M110 BHRN Grantees 2022



Measure 110 is a first of its kind health-based approach to substance use and overdose prevention.

Number of entities subject to change as negotiations progress.

BHRN Approval Progress

Total Entities for Consideration

334

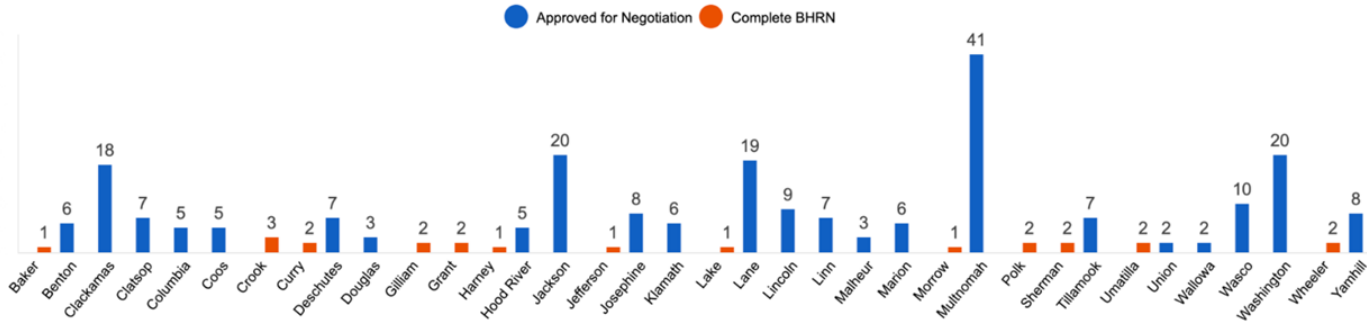
Total Entities Approved for Negotiation Phase *

246

Complete BHRNs

19

* Entities Approved for Negotiation



County	Formula for County Set Aside						Comparison to Straight Population Distribution	
	2020 Census Population	Medicaid Population	Houselessness Count	Arrests	Drug Overdose Deaths	Total Award		
	Weight	30%	30%	20%	20%	100%	General Population	
Multnomah	815,428	268,473	4555	6495	254	\$58,849,724.17	19.24%	\$50,997,253.88
Washington	600,372	146,743	871	5400	41	\$20,529,702.14	14.17%	\$37,547,549.64
Clackamas	421,401	99,194	666	2365	50	\$14,472,179.60	9.95%	\$26,354,618.41
Lane	382,971	132,043	2559	4683	87	\$28,928,157.47	9.04%	\$23,951,187.99
Marion	345,920	134,310	1405	3154	49	\$20,090,773.89	8.16%	\$21,634,000.87
Jackson	223,259	88,946	831	6024	37	\$17,479,362.26	5.27%	\$13,962,723.75
Deschutes	198,253	57,945	1039	2817	16	\$11,520,871.06	4.68%	\$12,398,836.65
Linn	128,610	49,405	410	1698	14	\$7,250,540.33	3.04%	\$8,043,330.40
Douglas	111,201	45,887	773	1627	16	\$8,533,149.16	2.62%	\$6,954,563.28
Yamhill	107,722	32,850	757	1442	14	\$7,386,456.67	2.54%	\$6,736,984.97
Benton	95,184	20,902	374	485	5	\$3,525,486.51	2.25%	\$5,952,852.51
Josephine	88,090	42,087	1254	1879	20	\$10,753,658.32	2.08%	\$5,509,190.38
Polk	87,433	26,516	171	400	9	\$3,264,721.88	2.06%	\$5,468,101.29
Umatilla	80,075	30,605	288	1613	10	\$5,324,524.26	1.89%	\$5,007,928.48
Klamath	69,413	30,853	459	1119	12	\$5,622,054.60	1.64%	\$4,341,121.94
Coos	64,929	27,321	672	312	2.5	\$4,670,105.36	1.53%	\$4,060,690.46
Columbia	52,589	15,640	451	737	2.5	\$3,609,285.85	1.24%	\$3,288,941.00
Lincoln	50,395	19,970	460	927	10	\$4,655,401.33	1.19%	\$3,151,727.20
Clatsop	41,072	14,497	969	948	8	\$6,191,935.26	0.97%	\$2,568,662.36
Malheur	31,571	15,530	97	364	2.5	\$1,830,897.79	0.75%	\$1,974,465.31
Tillamook	27,390	9,905	205	398	6	\$2,231,126.40	0.65%	\$1,712,983.59
Wasco	26,670	10,461	116	641	5	\$2,102,905.55	0.63%	\$1,667,954.45
Union	26,196	9,532	66	401	8	\$1,824,562.47	0.62%	\$1,638,310.26
Crook	24,738	9,855	90	710	2.5	\$1,854,173.45	0.58%	\$1,547,126.25
Jefferson	24,502	12,515	124	590	2.5	\$2,007,563.08	0.58%	\$1,532,366.70
Hood River	23,977	8,496	101	401	0	\$1,301,167.65	0.57%	\$1,499,532.95

County	2020 Census Population	Formula for County Set Aside					Total Award	Comparison to Straight Population Distribution
		Medicaid Population	Houselessness Count	Arrests	Drug Overdose Deaths			
	Weight	30%	30%	20%	20%	100%	General Population	

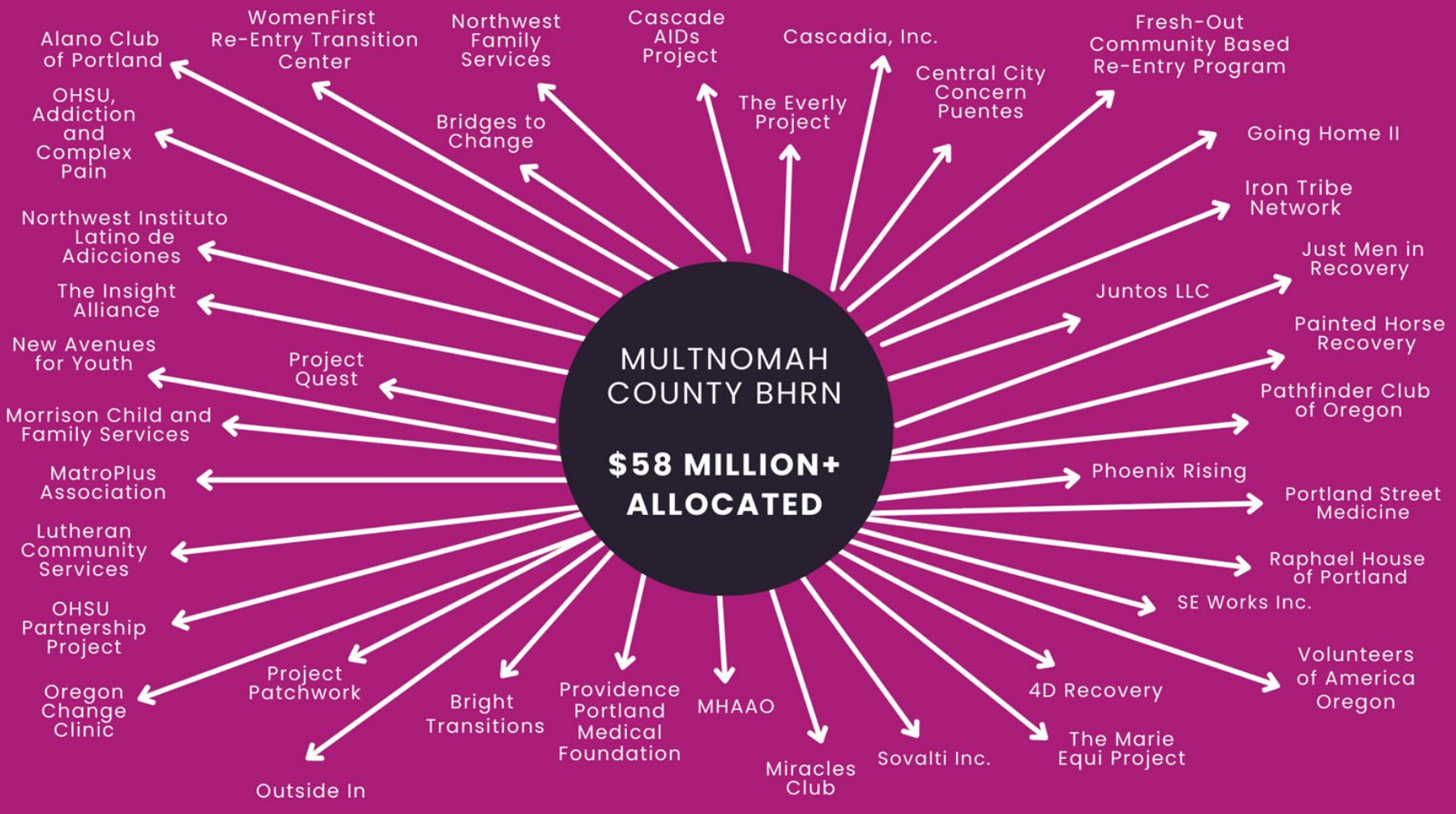
Curry	23,446	9,317	139	289	2.5	\$1,562,468.46	0.55%	\$1,466,323.96
Baker	16,668	6,482	30	178	2.5	\$860,829.68	0.39%	\$1,042,424.63
Morrow	12,186	5,134	68	171	2.5	\$924,517.12	0.29%	\$762,118.22
Lake	8,160	3,256	155	244	2.5	\$1,233,986.67	0.19%	\$510,330.27
Harney	7,495	3,205	62	232	2.5	\$857,711.54	0.18%	\$468,740.85
Grant	7,233	2,419	14	184	2.5	\$750,000.00	0.17%	\$452,355.25
Wallowa	7,391	2,648	19	78	0	\$750,000.00	0.17%	\$462,236.65
Gilliam	1,995	612	31	47	0	\$750,000.00	0.05%	\$124,768.25
Sherman	1,870	687	13	61	0	\$750,000.00	0.04%	\$116,950.69
Wheeler	1,451	474	4	17	2.5	\$750,000.00	0.03%	\$90,746.23
	4,237,256	1,394,715				\$265,000,000.00		\$265,000,000.00

*Sources: Medicaid - MMIS 3/28/22; Homeless Count - Community Action Data 2021; Overdose - OHA PHD 3/22; Arrests 2021 LEDS

What does this mean for your community?

Here are some examples:

**MULTNOMAH
COUNTY BHRN**
**\$58 MILLION+
ALLOCATED**



Alano Club of Portland

WomenFirst Re-Entry Transition Center

Northwest Family Services

Cascade AIDs Project

Cascadia, Inc.

Fresh-Out Community Based Re-Entry Program

OHSU, Addiction and Complex Pain

Bridges to Change

The Everly Project

Central City Concern Puentes

Going Home II

Northwest Instituto Latino de Adicciones

Iron Tribe Network

The Insight Alliance

Just Men in Recovery

New Avenues for Youth

Project Quest

Juntos LLC

Painted Horse Recovery

Morrison Child and Family Services

Pathfinder Club of Oregon

MatroPlus Association

Phoenix Rising

Portland Street Medicine

Lutheran Community Services

Raphael House of Portland

OHSU Partnership Project

SE Works Inc.

Oregon Change Clinic

Project Patchwork

Bright Transitions

Providence Portland Medical Foundation

MHAAO

Miracles Club

Sovalti Inc.

4D Recovery

The Marie Equi Project

Volunteers of America Oregon

Outside In



- 4D Recovery
- LifeStance
- Recovery Works NW
- Bridges to Change
- New Avenues for Youth
- Cascadia Behavioral Healthcare
- Harmony Academy Recovery
- MetroPlus Association
- Morrison Child and Family Services
- Northwest Family Services
- Outside In
- Phoenix Rising
- Central City Concern
- Parrott Creek Child & Family Services

WASHINGTON
COUNTY BHRN
**\$20.5 MILLION+
ALLOCATED**

Forest Grove
Foundation

Ideal
Option

MetroPlus
Association

Morrison
Child and
Family
Services

Phoenix Rising

WA. Co.
Behavioral
Health
Division

Lutheran
Community
Services

Virginia
Garcia

Bridges to
Change

The
Recovery
Gym

Coda, Inc.

4D
Recovery

HIV Alliance

Mental Health & Addiction
Association of Oregon

Washington
County Public
Health

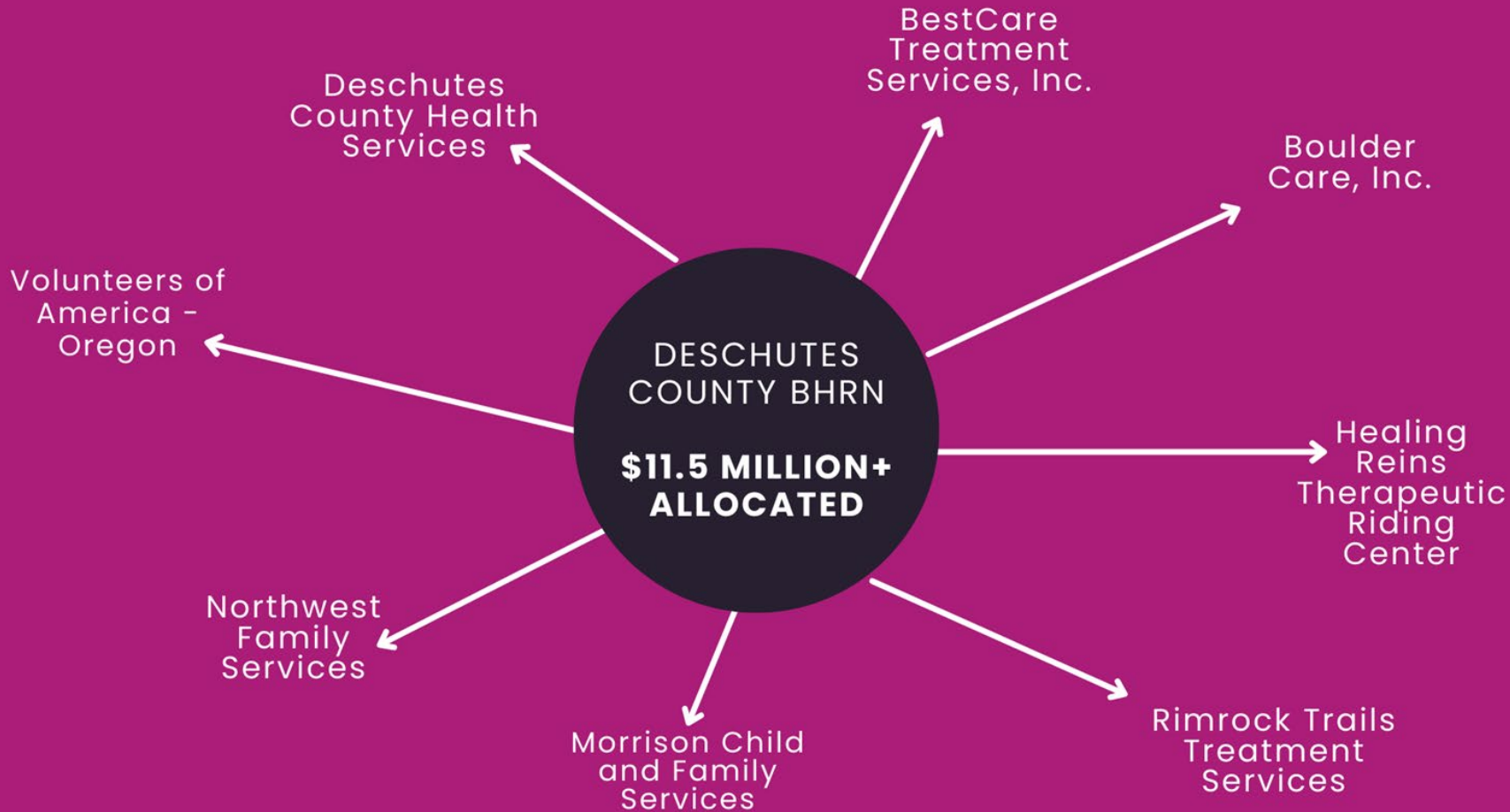
NW Instituto
Latino

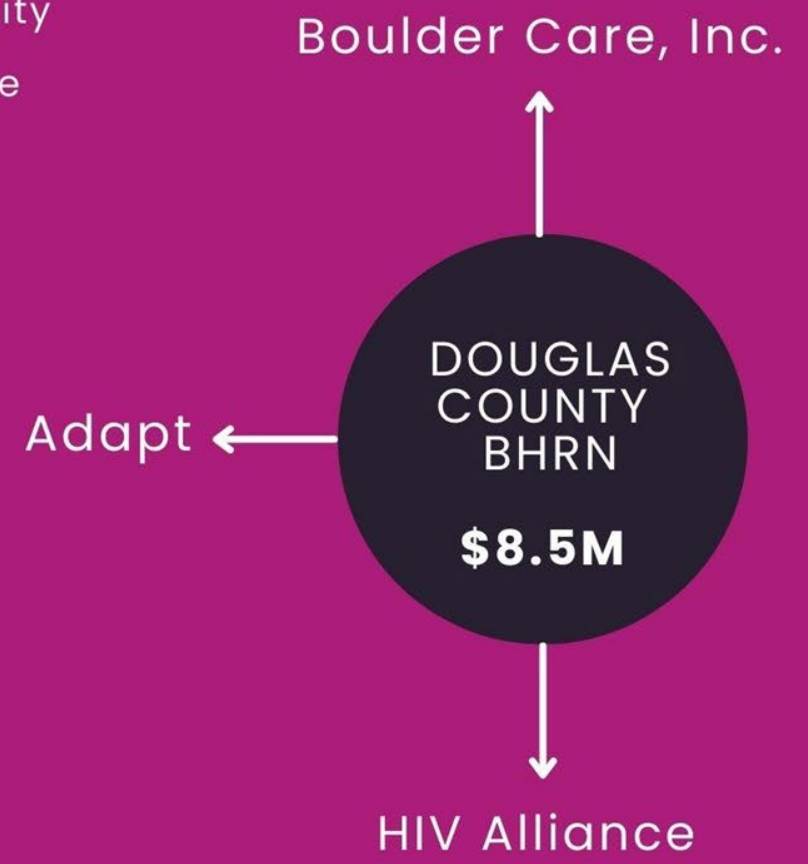

Miracles
Club

Sequoia
Mental
Health

LifeWorks NW

Youth Contact







Center for
Family
Engagement

Shelter
Care

CORE

Daisy
CHAIN

HIV
Alliance

Youth
ERA

Housing
Our
Veterans

South Lane
Mental
Health
Services, Inc.

Ideal
Option

White
Bird
Clinic

Laurel
Hill
Center

Veteran's
Legacy

Looking
Glass
Community
Services

OSLC

TransPonder

Willamette
Family Inc.

ACEs

Restored
Connection
Peer Center

**health
justice
recovery
alliance**

Questions?

Tera Hurst: tera@healthjusticerecovery.org