

Eligibility Status for Washington Women With Medicaid-Paid Births in 2015

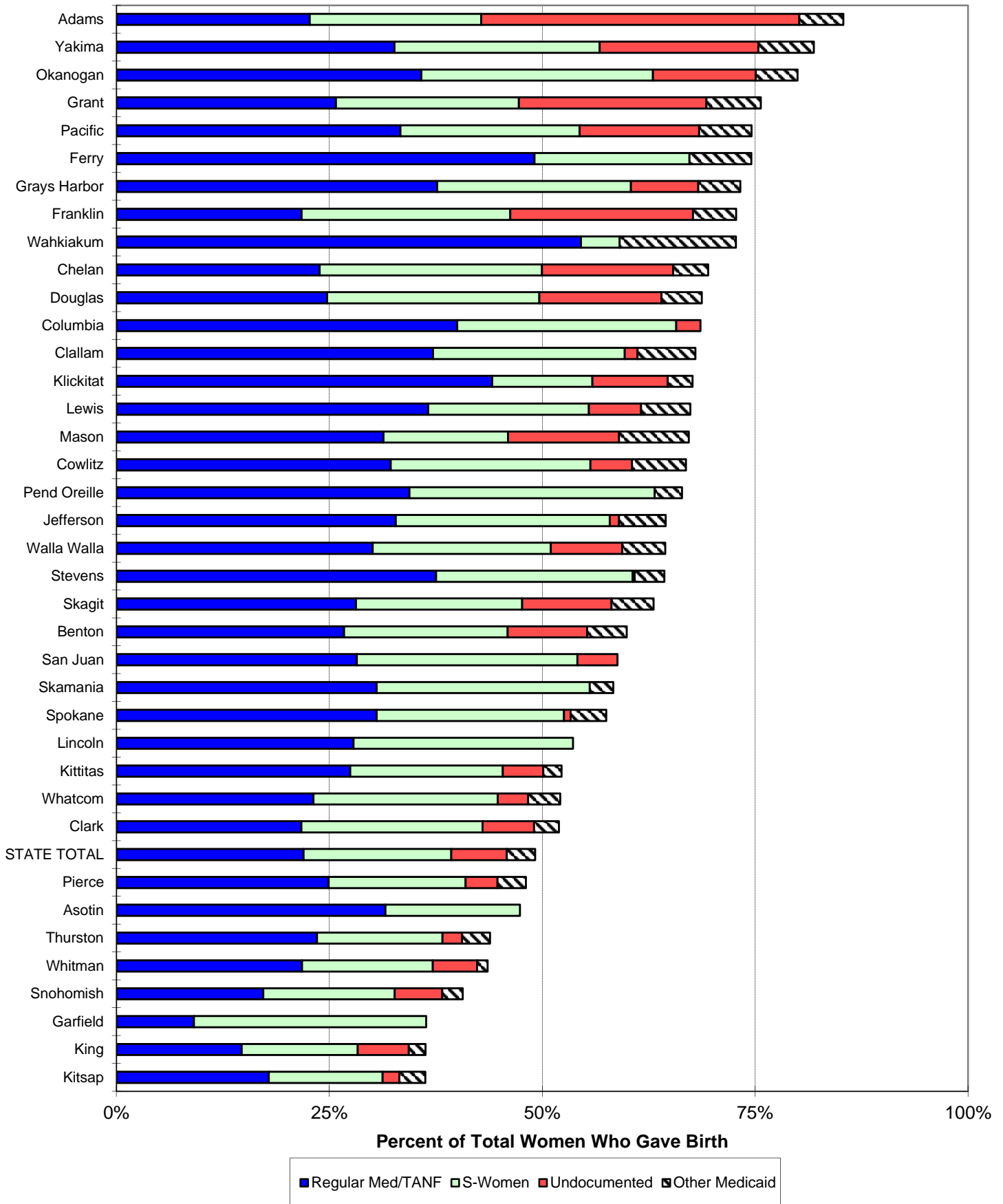
County	MEDICAID						NON-MEDICAID		TOTAL			
	Regular Med/TANF		S-Women		Undocumented		Total Medicaid		(N)	%		
	(N)	%	(N)	%	(N)	%	(N)	%				
Adams	79	22.7%	70	20.1%	130	37.4%	297	85.3%	51	14.7%	348	100%
Asotin	6	31.6%	3	15.8%	0	0.0%	9	47.4%	10	52.6%	19	100%
Benton	701	26.7%	503	19.2%	245	9.3%	1,571	59.9%	1,051	40.1%	2,622	100%
Chelan	226	23.9%	247	26.1%	146	15.4%	658	69.5%	289	30.5%	947	100%
Clallam	246	37.2%	149	22.5%	10	1.5%	450	68.0%	212	32.0%	662	100%
Clark	1,071	21.7%	1,050	21.3%	299	6.1%	2,564	51.9%	2,372	48.1%	4,936	100%
Columbia	14	40.0%	9	25.7%	1	2.9%	24	68.6%	11	31.4%	35	100%
Cowlitz	376	32.2%	274	23.5%	57	4.9%	781	66.9%	387	33.1%	1,168	100%
Douglas	136	24.7%	137	24.9%	79	14.4%	378	68.7%	172	31.3%	550	100%
Ferry	27	49.1%	10	18.2%	0	0.0%	41	74.5%	14	25.5%	55	100%
Franklin	359	21.7%	405	24.5%	354	21.4%	1,202	72.8%	450	27.2%	1,652	100%
Garfield	1	9.1%	3	27.3%	0	0.0%	4	36.4%	7	63.6%	11	100%
Grant	384	25.8%	320	21.5%	328	22.0%	1,127	75.6%	363	24.4%	1,490	100%
Grays Harbor	290	37.7%	175	22.7%	61	7.9%	564	73.2%	206	26.8%	770	100%
Island	126	13.4%	118	12.6%	8	0.9%	268	28.6%	669	71.4%	937	100%
Jefferson	60	32.8%	46	25.1%	2	1.1%	118	64.5%	65	35.5%	183	100%
King	3,697	14.7%	3,421	13.6%	1,510	6.0%	9,119	36.3%	16,012	63.7%	25,131	100%
Kitsap	539	17.9%	402	13.3%	59	2.0%	1,092	36.3%	1,920	63.7%	3,012	100%
Kittitas	115	27.4%	75	17.9%	20	4.8%	219	52.3%	200	47.7%	419	100%
Klickitat	15	44.1%	4	11.8%	3	8.8%	23	67.6%	11	32.4%	34	100%
Lewis	322	36.6%	166	18.9%	54	6.1%	593	67.4%	287	32.6%	880	100%
Lincoln	27	27.8%	25	25.8%	0	0.0%	52	53.6%	45	46.4%	97	100%
Mason	195	31.4%	91	14.6%	81	13.0%	418	67.2%	204	32.8%	622	100%
Okanogan	175	35.8%	133	27.2%	59	12.1%	391	80.0%	98	20.0%	489	100%
Pacific	38	33.3%	24	21.1%	16	14.0%	85	74.6%	29	25.4%	114	100%
Pend Oreille	43	34.4%	36	28.8%	0	0.0%	83	66.4%	42	33.6%	125	100%
Pierce	2,837	24.9%	1,830	16.1%	426	3.7%	5,473	48.1%	5,913	51.9%	11,386	100%
San Juan	24	28.2%	22	25.9%	4	4.7%	50	58.8%	35	41.2%	85	100%
Skagit	405	28.1%	281	19.5%	151	10.5%	908	63.1%	532	36.9%	1,440	100%
Skamania	11	30.6%	9	25.0%	0	0.0%	21	58.3%	15	41.7%	36	100%
Snohomish	1,660	17.2%	1,484	15.4%	539	5.6%	3,915	40.7%	5,712	59.3%	9,627	100%
Spokane	1,813	30.6%	1,305	22.0%	45	0.8%	3,412	57.5%	2,521	42.5%	5,933	100%
Stevens	161	37.5%	99	23.1%	1	0.2%	276	64.3%	153	35.7%	429	100%
Thurston	712	23.6%	445	14.7%	70	2.3%	1,326	43.9%	1,697	56.1%	3,023	100%
Wahkiakum	12	54.5%	1	4.5%	0	0.0%	16	72.7%	6	27.3%	22	100%
Walla Walla	197	30.1%	137	20.9%	55	8.4%	422	64.4%	233	35.6%	655	100%
Whatcom	539	23.1%	504	21.6%	83	3.6%	1,214	52.1%	1,116	47.9%	2,330	100%
Whitman	88	21.8%	62	15.3%	21	5.2%	176	43.6%	228	56.4%	404	100%
Yakima	1,293	32.7%	954	24.1%	737	18.6%	3,242	81.9%	718	18.1%	3,960	100%
STATE TOTAL	19,023	22.0%	15,030	17.3%	5,654	6.5%	42,586	49.2%	44,057	50.8%	86,643	100%

Eligibility for Medicaid is based on family income and citizenship status, and was obtained from eligibility history at the time of birth.

S-Women numbers do not include undocumented women. Some women who received Medicaid services were eligible through programs other than those specified above, or did not have a Medicaid eligibility history record. Percentages (%) refer to the percent of total women giving birth.

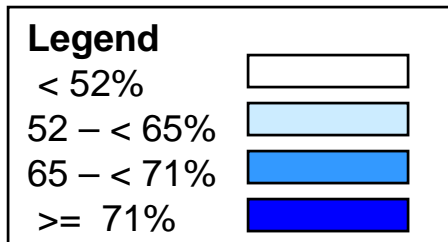
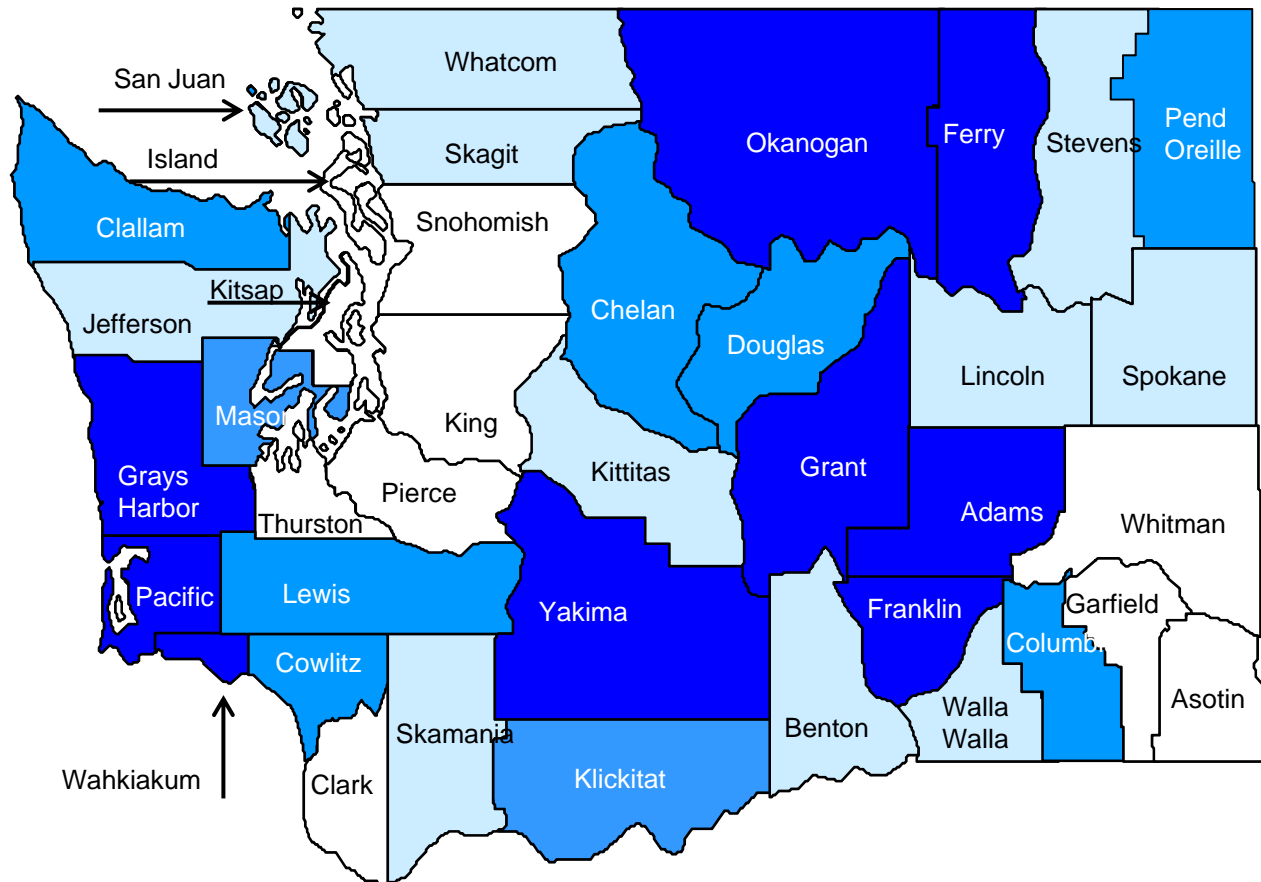
As of 2014, records do not include out-of-state deliveries to Washington residents because birth certificates for states other than Washington were not available for record linkage.

Eligibility Status for Washington Women With Medicaid-Paid Births in 2015



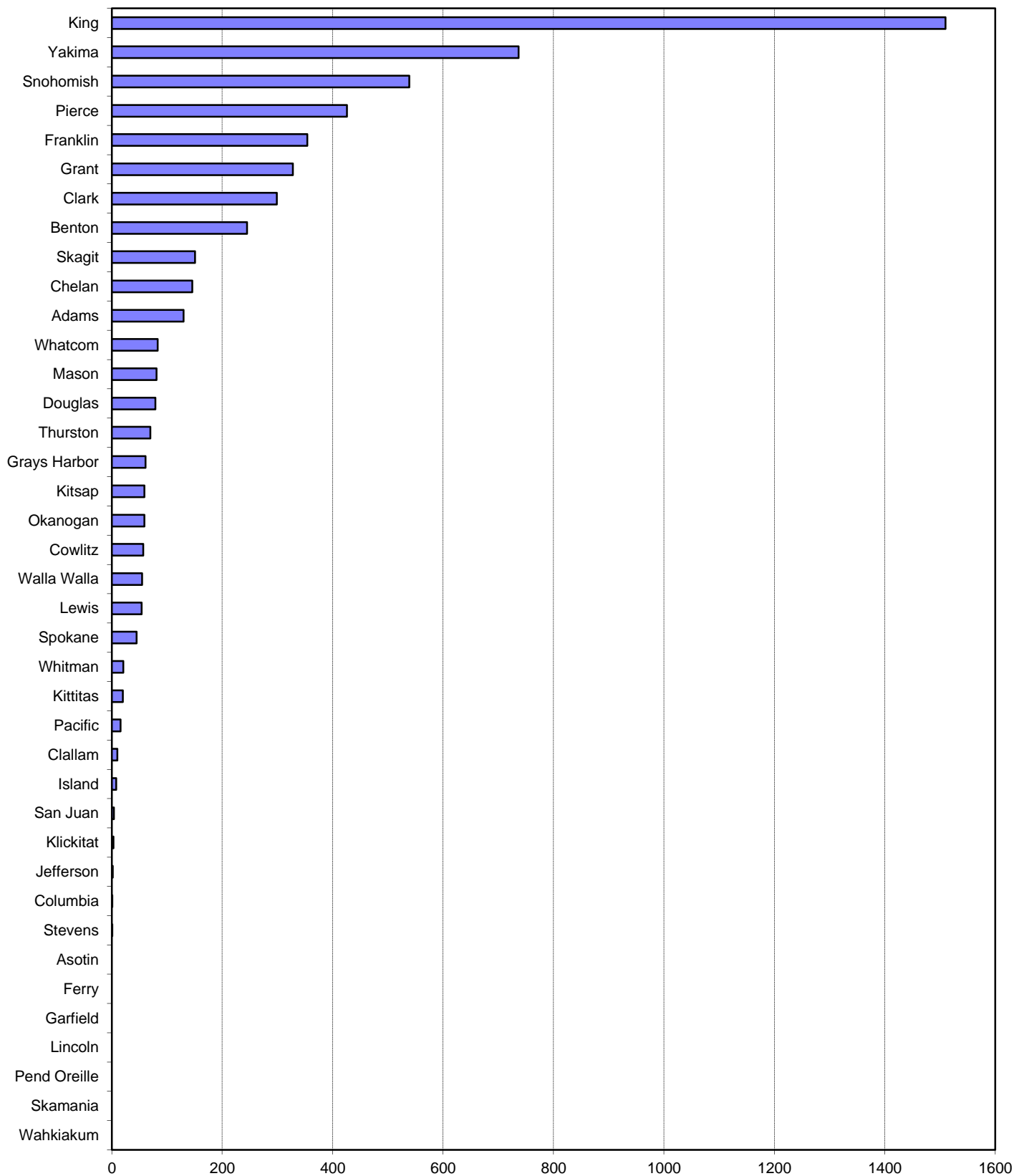
As of 2014, records do not include out-of-state deliveries to WA residents because birth certificates for states other than WA were not available for record linkage.

Medicaid-Paid Deliveries by County Washington Women with Births in 2015



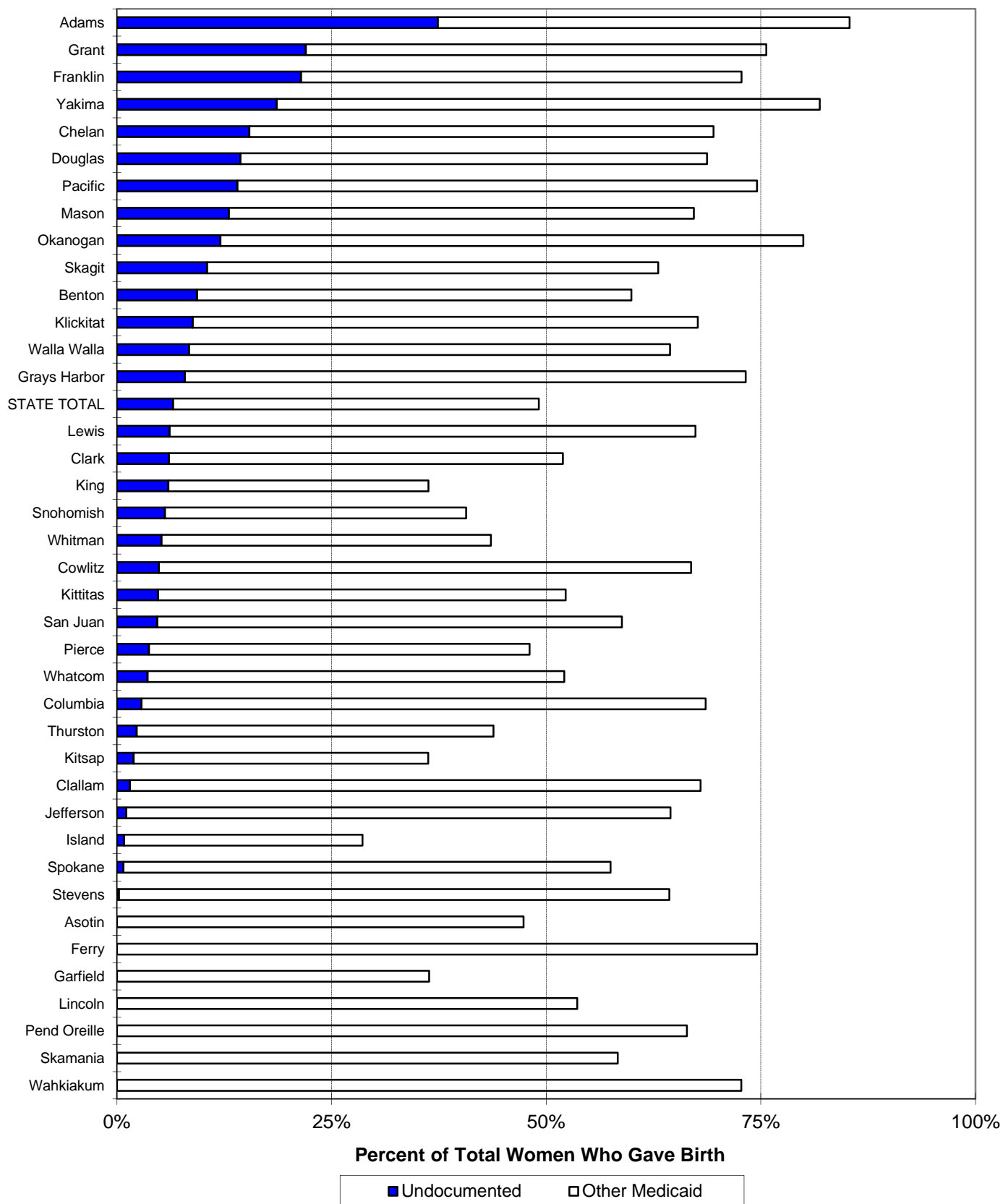
**Source: First Steps Database
Research & Data Analysis/DSHS
Joyce Fan (360) 902-0249
fanzj@dshs.wa.gov**

Number of Undocumented Washington Women With Medicaid-Paid Births in 2015



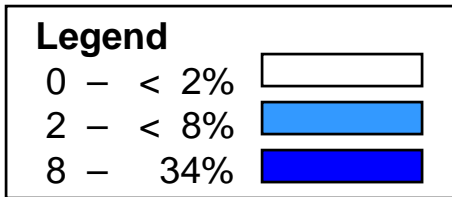
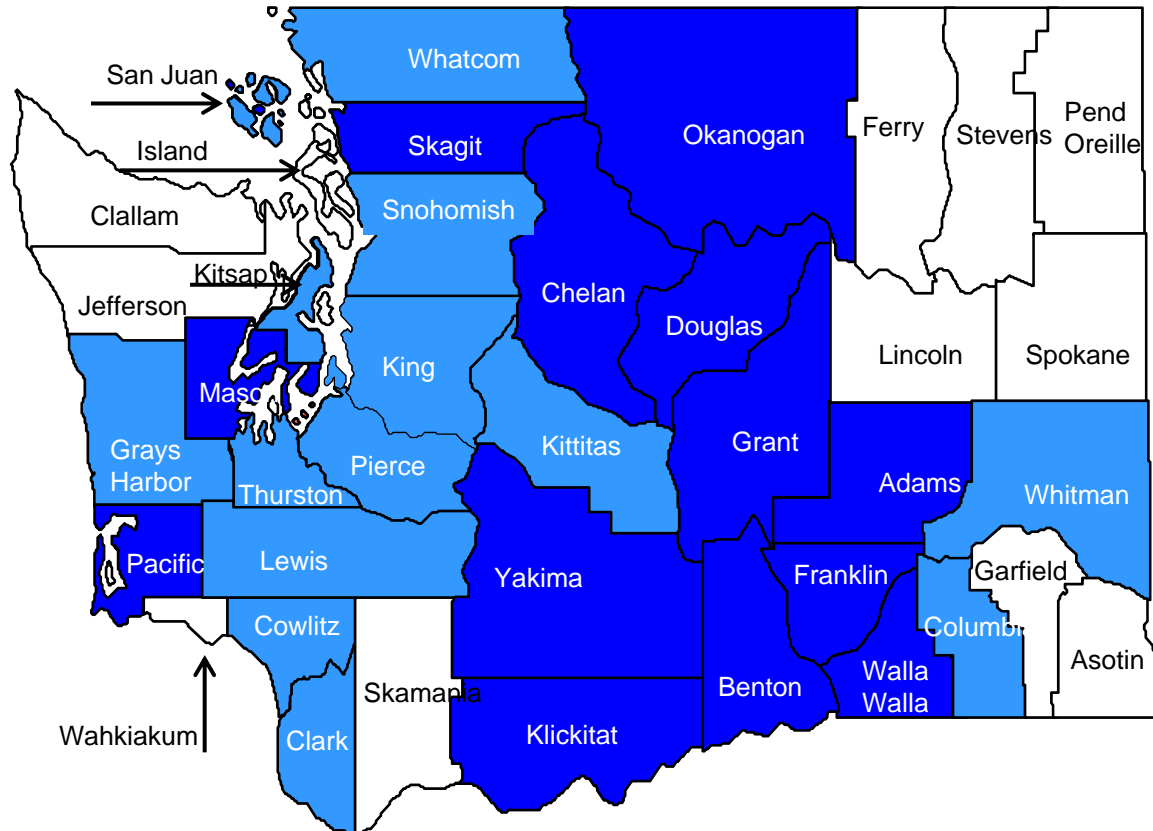
As of 2014, records do not include out-of-state deliveries to WA residents because birth certificates for states other than WA were not available for record linkage.

Documented Status of Washington Women With Medicaid-Paid Births in 2015



As of 2014, records do not include out-of-state deliveries to WA residents because birth certificates for states other than WA were not available for record linkage.

Undocumented Women with Medicaid-Paid Births by County Washington Medicaid Births - 2015



Source: First Steps Database
Research & Data Analysis/DSHS
Joyce Fan (360) 902-0249
fanzj@dshs.wa.gov

As of 2014, records do not include out-of-state deliveries to Washington residents because birth certificates for states other than Washington were not available for record linkage.