

# Washington State Opioid Response

## Opioid Treatment Network

### MONTHLY SUMMARY REPORT

January 2019 - June 2019

July 22, 2019

#### About this Report

This report is intended for program monitoring of the State Opioid Response (SOR) Opioid Treatment Networks (OTNs). The OTNs are funded under the SOR grant through contracts with the Health Care Authority's Division of Behavioral Health and Recovery. Each OTN is obligated to enroll a targeted number of patients per month with medication treatment for opioid use disorder. This report describes the demographics of all persons enrolled in the OTN program and total enrollment by OTN. Note that this report summarizes SOR-funded treatment and does not represent all efforts to treat opioid use disorder with medications supported by Washington State.

Direct questions about this report to:

#### **Lyz Speaker**

elizabeth.speaker@dshs.wa.gov  
360.902.0802

Direct programmatic questions to:

#### **Amy Dura**

amy.dura@hca.wa.gov  
360.725.2019

These measures were produced by the DSHS Research and Data Analysis Division *State Opioid Response* project in collaboration with:

- HCA Division of Behavioral Health and Recovery
- Substance Abuse Mental Health Services Administration, Grant No. T1081705



# Washington State Opioid Response

## Opioid Treatment Network Monthly Summary Report

July 22, 2019

### UNDERSTANDING THE REPORT

#### CONTENTS

PAGE	
<b>1</b>	<b>Understanding the Report</b>
<b>2</b>	<b>All Site Summary</b>
<b>3</b>	<b>Medical Facilities</b>
3	Family Health Center
3	Harborview Medical Center
3	Klickitat Valley Health
4	Multicare Deaconess Hospital
4	Peace Health SW Medical Center
4	Summit Pacific Medical Center
5	Swedish Medical Center Edmonds
5	Valley Medical Center
<b>6</b>	<b>Correctional Facilities</b>
6	Benton County Jail
6	Franklin County Jail
6	Jefferson County Jail
7	Kitsap County Jail
7	SCORE King County
<b>8</b>	<b>Community Facilities</b>
8	Capital Recovery Center
8	Community Psychiatric Clinic
8	DESC Seattle
9	Tacoma Fire Department
<b>10</b>	<b>Enrollment Events by Month</b>

### Q What is an Opioid Treatment Network?

**Opioid Treatment Networks (OTN)** were developed to increase the identification of opioid use disorder (OUD) in emergency departments, jails, and community agencies (syringe service programs, shelters, or fire departments). OTNs initiate medication treatment for OUD (MOUD) with identified individuals and make referrals to community providers for ongoing care. OTNs can offer all FDA-approved MOUDs (Buprenorphine, Methadone, and Naltrexone).

#### DEFINITIONS

- Events**  
 Total number of MOUD events (episodes) initiated by the OTN. Single episodes are marked by receipt of MOUD (buprenorphine, methadone, or naltrexone). Individuals who discharge and return will have more than one event.
- Clients**  
 Total number of unique clients/patients with an MOUD episode by the OTN. Each client is only counted once.
- Discharges**  
 Discharges are recorded when a client is no longer receiving MOUD from the OTN.
- Monthly Target**  
 OTNs have a monthly contracted event target. The grey line (Figure 1) shows the OTN monthly target (10), and the blue bar displays the number of events in that reporting month (12).
- Enrollments Over Time**  
 Based on the monthly target, this graph (Figure 2) shows the cumulative events in relation to the target. The grey line is the cumulative target (18) and the blue line is cumulative OTN events (32).
- Percentage Still Enrolled**  
 Out of all clients served, this is the percent of individuals that are currently receiving MOUD. This is not a retention in treatment measure.
- Medication at Induction**  
 For all events, the type of MOUD initially prescribed.

FIGURE 1.

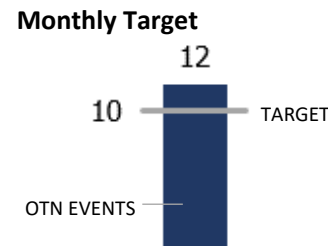
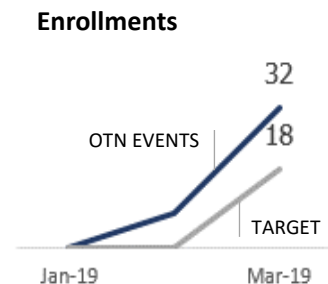


FIGURE 2.





# Washington State Opioid Response

## Opioid Treatment Network Monthly Summary Report

July 22, 2019

### ALL SITE SUMMARY

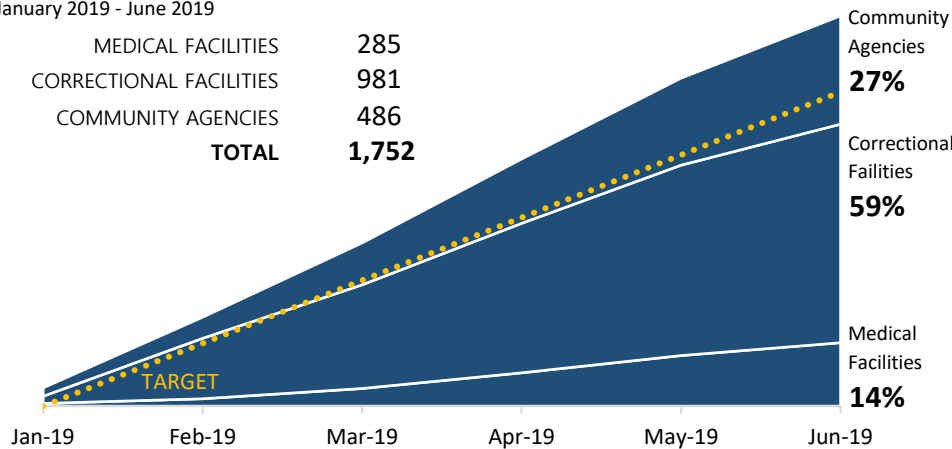
#### TOTAL COUNTS

EVENTS	<b>1,752</b>
CLIENTS	<b>1,663</b>
DISCHARGES	<b>481</b>

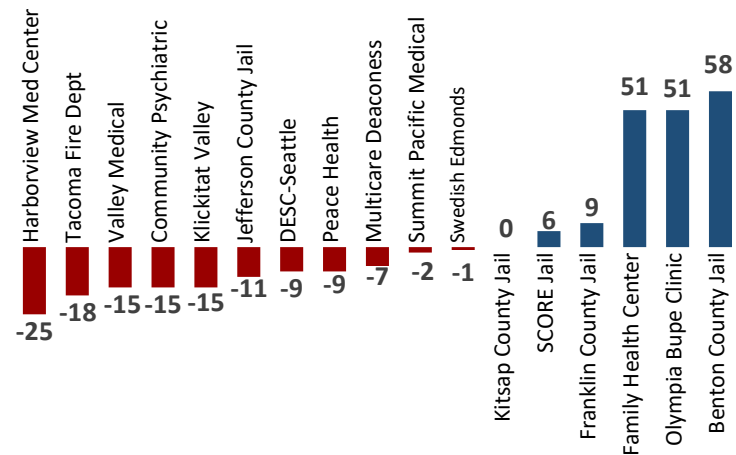
#### Cumulative Enrollment Events

January 2019 - June 2019

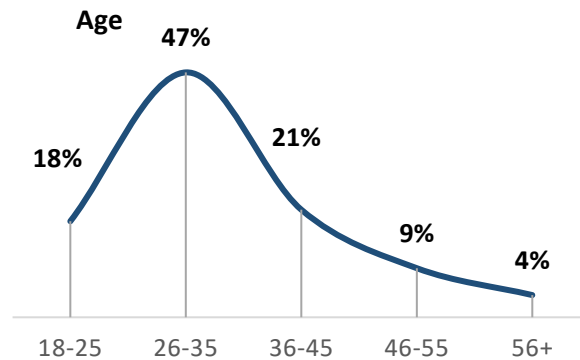
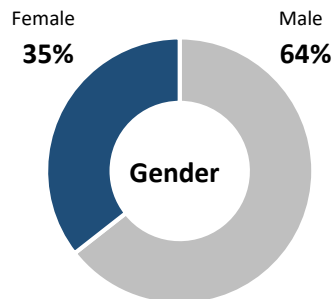
MEDICAL FACILITIES	285
CORRECTIONAL FACILITIES	981
COMMUNITY AGENCIES	486
<b>TOTAL</b>	<b>1,752</b>



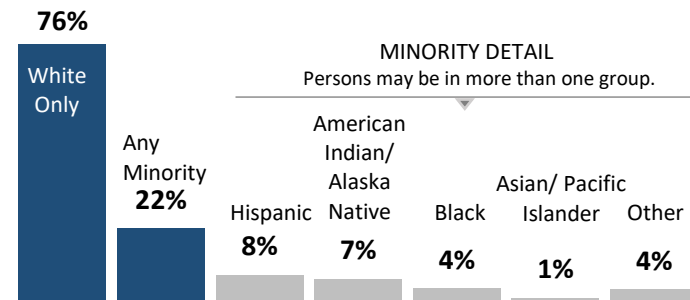
#### Over or Under Monthly Enrollment Target by Site



#### Client Demographics



#### Race/Ethnicity



Note: 10 patients missing Gender; 47 patients missing Race/Ethnicity.



# Washington State Opioid Response

## Opioid Treatment Network Monthly Summary Report

July 22, 2019

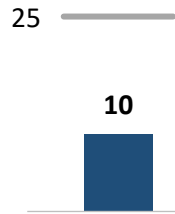
### MEDICAL FACILITIES

#### Family Health Center

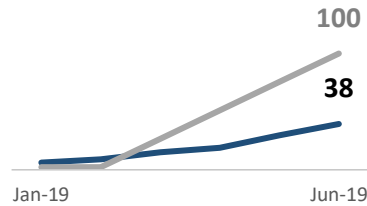
Counts as of 6/30/2019

EVENTS **38**  
 CLIENTS **38**  
 DISCHARGES **0**

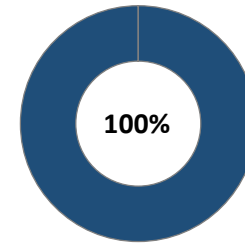
Monthly Target



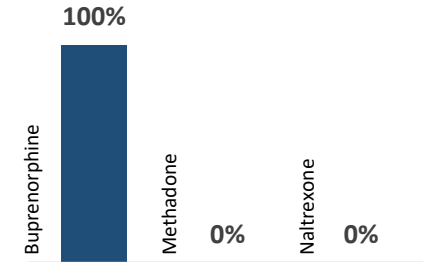
Enrollment Trend



Percentage Still Enrolled



Medication at Induction




#### Harborview Medical Center


Counts as of 6/30/2019

EVENTS **0**  
 CLIENTS **0**  
 DISCHARGES **0**

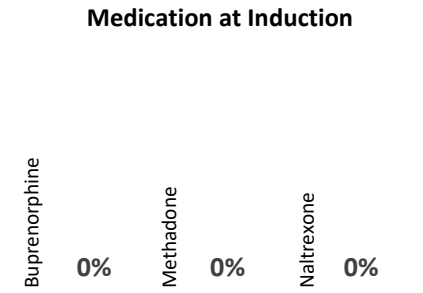
Monthly Target



Enrollment Trend



Percentage Still Enrolled




\*Note: No contract in place to submit data

#### Klickitat Valley Health


Counts as of 6/30/2019

EVENTS **9**  
 CLIENTS **9**  
 DISCHARGES **4**

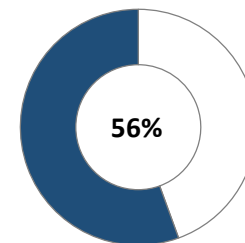
Monthly Target



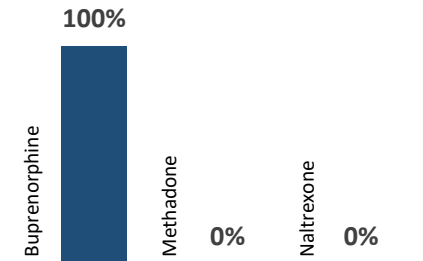
Enrollment Trend



Percentage Still Enrolled



Medication at Induction





# Washington State Opioid Response

## Opioid Treatment Network Monthly Summary Report

July 22, 2019

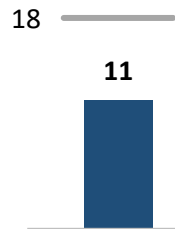
### MEDICAL FACILITIES

#### Multicare Deaconess Hospital

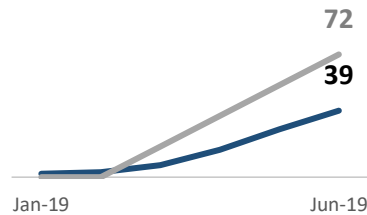
Counts as of 6/30/2019

EVENTS **39**  
 CLIENTS **38**  
 DISCHARGES **21**

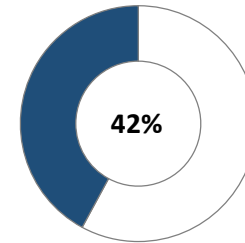
Monthly Target



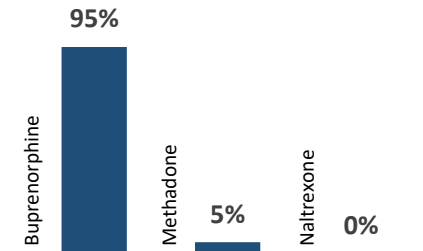
Enrollment Trend



Percentage Still Enrolled



Medication at Induction

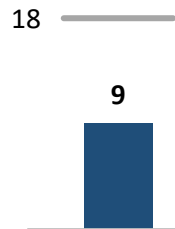


#### Peace Health SW Medical Center

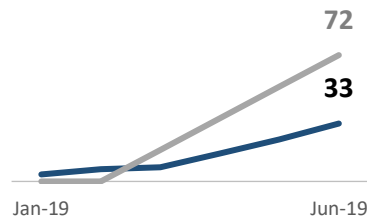
Counts as of 6/30/2019

EVENTS **33**  
 CLIENTS **33**  
 DISCHARGES **16**

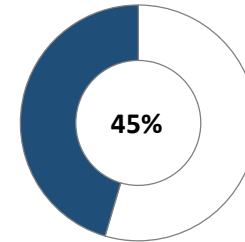
Monthly Target



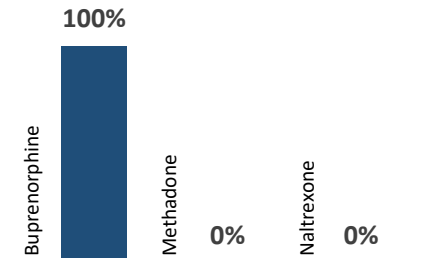
Enrollment Trend



Percentage Still Enrolled



Medication at Induction

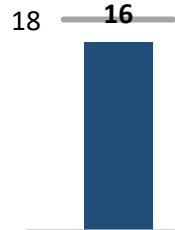


#### Summit Pacific Medical Center

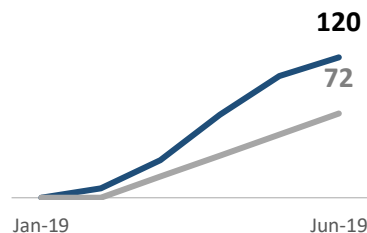
Counts as of 6/30/2019

EVENTS **120**  
 CLIENTS **119**  
 DISCHARGES **8**

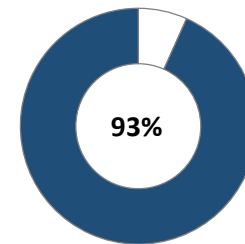
Monthly Target



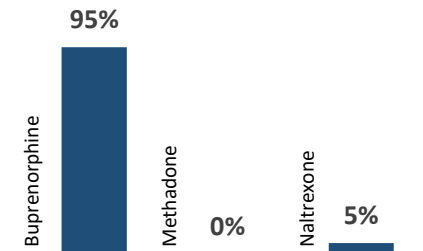
Enrollment Trend



Percentage Still Enrolled



Medication at Induction





# Washington State Opioid Response

## Opioid Treatment Network Monthly Summary Report

July 22, 2019

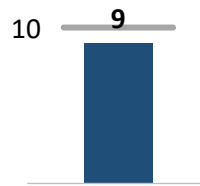
### MEDICAL FACILITIES

#### Swedish Medical Center Edmonds

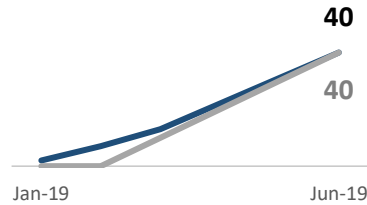
Counts as of 6/30/2019

EVENTS **40**  
 CLIENTS **40**  
 DISCHARGES **1**

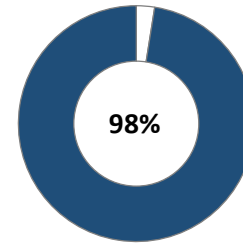
Monthly Target



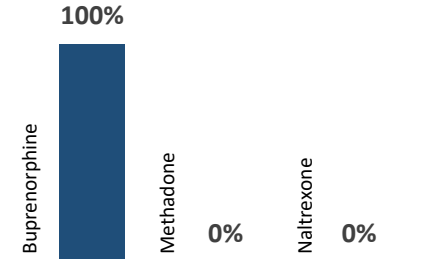
Enrollment Trend



Percentage Still Enrolled



Medication at Induction

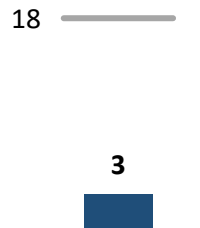


#### Valley Medical Center


Counts as of 6/30/2019

EVENTS **6**  
 CLIENTS **6**  
 DISCHARGES **0**

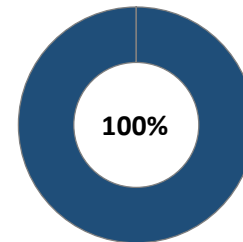
Monthly Target



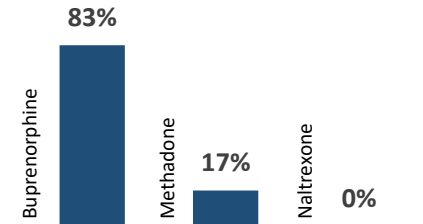
Enrollment Trend



Percentage Still Enrolled



Medication at Induction





# Washington State Opioid Response

## Opioid Treatment Network Monthly Summary Report

July 22, 2019

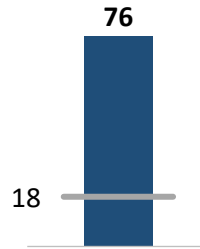
### CORRECTIONAL FACILITIES

#### Benton County Jail


Counts as of 6/30/2019

EVENTS **762**  
 CLIENTS **719**  
 DISCHARGES **292**

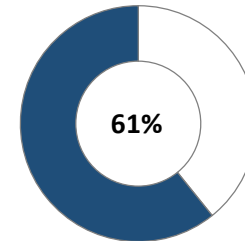
Monthly Target **76**



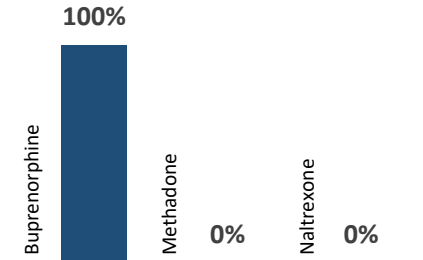
Enrollment Trend



Percentage Still Enrolled



Medication at Induction

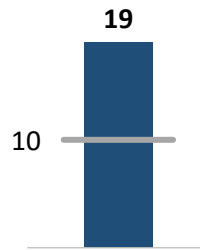


#### Franklin County Jail

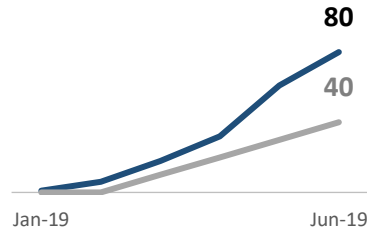
Counts as of 6/30/2019

EVENTS **80**  
 CLIENTS **73**  
 DISCHARGES **41**

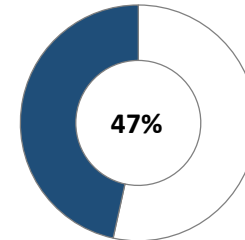
Monthly Target **19**



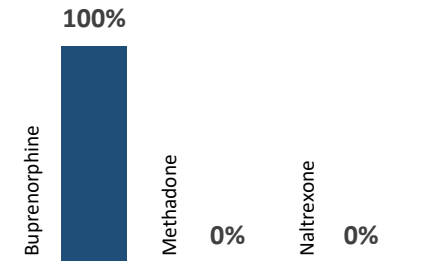
Enrollment Trend



Percentage Still Enrolled



Medication at Induction

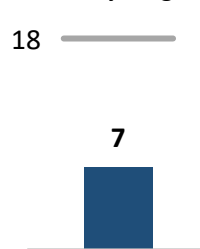


#### Jefferson County Jail

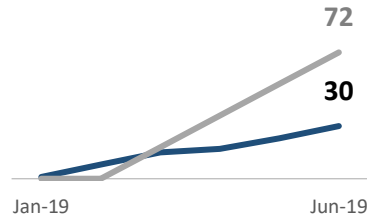
Counts as of 6/30/2019

EVENTS **30**  
 CLIENTS **30**  
 DISCHARGES **0**

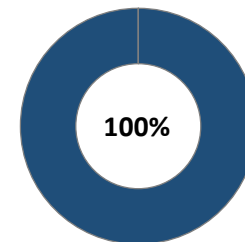
Monthly Target **18**



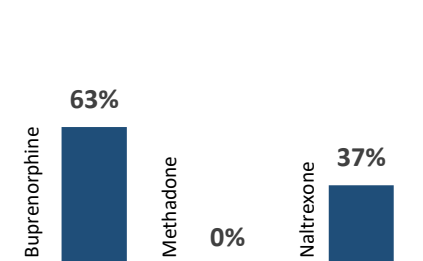
Enrollment Trend



Percentage Still Enrolled



Medication at Induction





# Washington State Opioid Response

## Opioid Treatment Network Monthly Summary Report

July 22, 2019

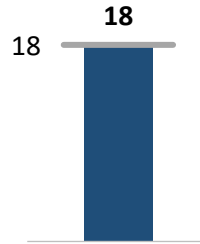
### CORRECTIONAL FACILITIES

#### Kitsap County Jail

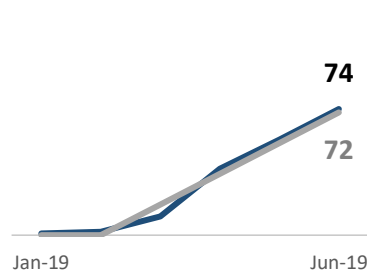
Counts as of 6/30/2019

EVENTS **74**  
 CLIENTS **74**  
 DISCHARGES **13**

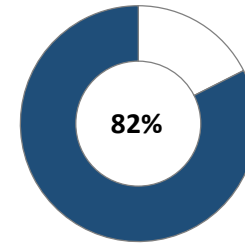
Monthly Target



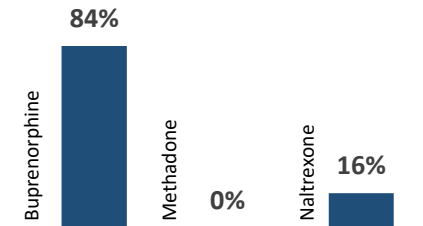
Enrollment Trend



Percentage Still Enrolled



Medication at Induction

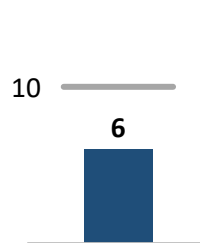


#### SCORE King County

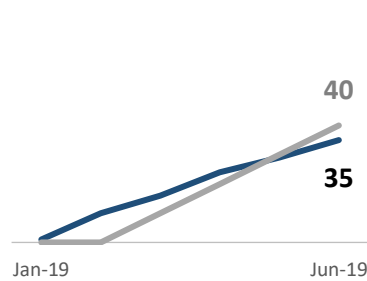
Counts as of 6/30/2019

EVENTS **35**  
 CLIENTS **34**  
 DISCHARGES **0**

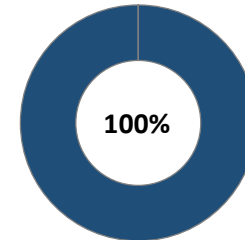
Monthly Target



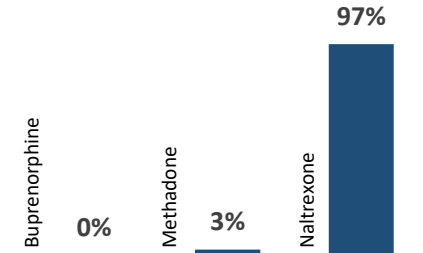
Enrollment Trend



Percentage Still Enrolled



Medication at Induction







# Washington State Opioid Response

## Opioid Treatment Network Monthly Summary Report

July 22, 2019

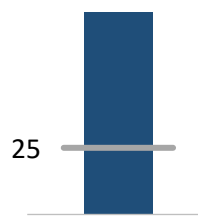
### COMMUNITY FACILITIES

#### Olympia Bupe Clinic at Capital Recovery Center

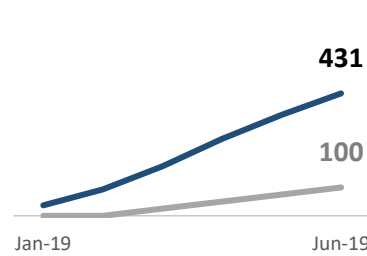
Counts as of 6/30/2019

EVENTS **431**  
 CLIENTS **430**  
 DISCHARGES **75**

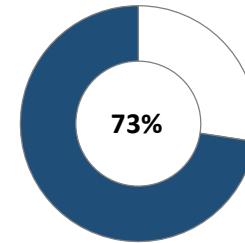
Monthly Target  
**76**



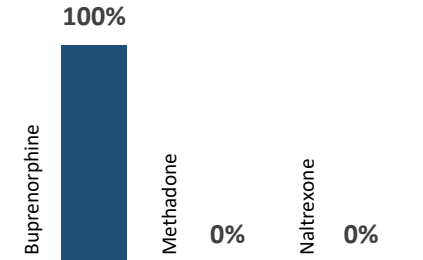
Enrollment Trend



Percentage Still Enrolled



Medication at Induction

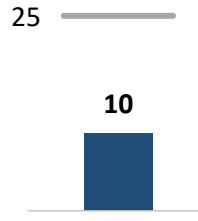


#### Community Psychiatric Clinic

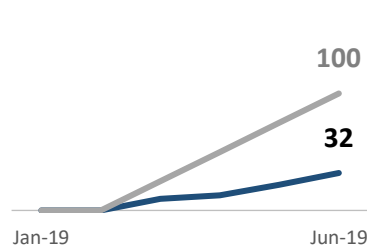
Counts as of 6/30/2019

EVENTS **32**  
 CLIENTS **31**  
 DISCHARGES **8**

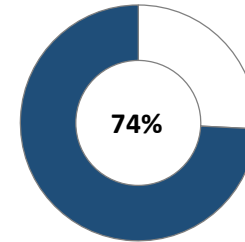
Monthly Target  
**10**



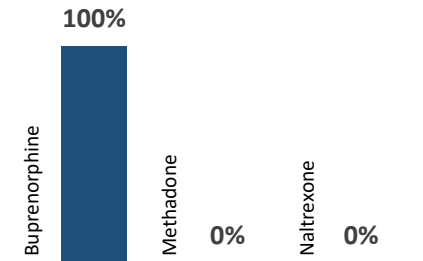
Enrollment Trend



Percentage Still Enrolled



Medication at Induction

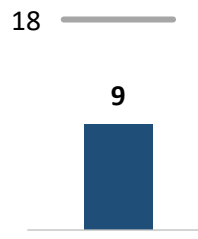


#### DESC Seattle

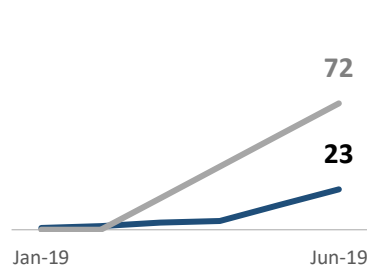
Counts as of 6/30/2019

EVENTS **23**  
 CLIENTS **23**  
 DISCHARGES **2**

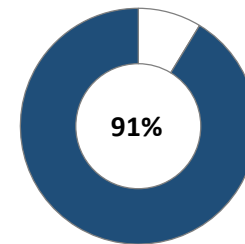
Monthly Target  
**9**



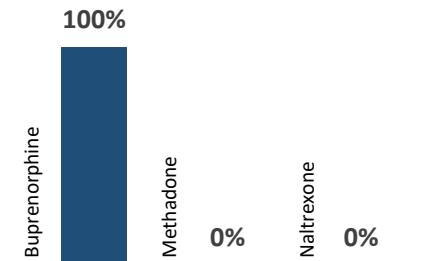
Enrollment Trend



Percentage Still Enrolled



Medication at Induction





# Washington State Opioid Response

## Opioid Treatment Network Monthly Summary Report

July 22, 2019

### COMMUNITY FACILITIES

#### Tacoma Fire Department

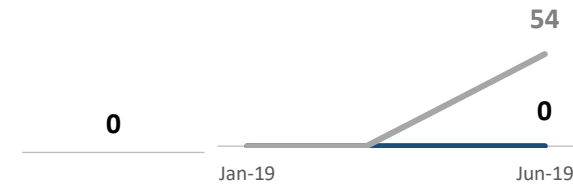
Counts as of 6/30/2019

EVENTS 0  
 CLIENTS 0  
 DISCHARGES 0

Monthly Target

18

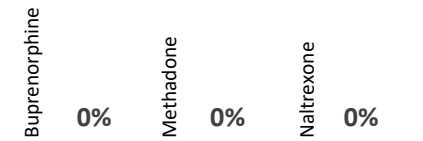
Enrollment Trend



Percentage Still Enrolled

0

Medication at Induction



\*Note: Program start date is July 5th.



# Washington State Opioid Response

## Opioid Treatment Network Monthly Summary Report

July 22, 2019

### Enrollment Events by Month

YEAR	MONTH	Family Health Center		Harborview Medical Center		Klickitat Valley		Multicare Deaconess Hospital		Peace Health		Summit Pacific Medical Center		Swedish Edmonds	
		MONTHLY	CUMUL	MONTHLY	CUMUL	MONTHLY	CUMUL	MONTHLY	CUMUL	MONTHLY	CUMUL	MONTHLY	CUMUL	MONTHLY	CUMUL
2019	January	4	4	0	0	0	0	2	2	4	4	0	0	2	2
	February	3	7	0	0	1	1	1	3	3	7	8	8	5	7
	March	6	13	0	0	4	5	4	7	1	8	24	32	6	13
	April	4	17	0	0	1	6	9	16	8	16	39	71	9	22
	May	11	28	0	0	3	9	12	28	8	24	33	104	9	31
	June	10	38	0	0	0	9	11	39	9	33	16	120	9	40

YEAR	MONTH	Valley Medical Group		Benton County Jail		Franklin County Jail		Jefferson County Jail		Kitsap County Jail		SCORE King County		Olympia Bupe Clinic	
		MONTHLY	CUMUL	MONTHLY	CUMUL	MONTHLY	CUMUL	MONTHLY	CUMUL	MONTHLY	CUMUL	MONTHLY	CUMUL	MONTHLY	CUMUL
2019	January	0	0	28	28	1	1	1	1	1	1	1	1	37	37
	February	0	0	217	245	5	6	7	8	1	2	9	10	56	93
	March	1	1	160	405	12	18	7	15	9	11	6	16	81	174
	April	1	2	153	558	14	32	2	17	28	39	8	24	97	271
	May	1	3	128	686	29	61	6	23	17	56	5	29	84	355
	June	3	6	76	762	19	80	7	30	18	74	6	35	76	431



Getty Images/iStock

# Washington State Opioid Response

## Opioid Treatment Network Monthly Summary Report

July 22, 2019

YEAR	MONTH	Community Psychiatric Clinic		DESC-Seattle		Tacoma Fire Department		All Sites	
		MONTHLY	CUMUL	MONTHLY	CUMUL	MONTHLY	CUMUL	MONTHLY	CUMUL
2019	January	0	0	1	1	0	0	82	82
	February	0	0	1	2	0	0	317	399
	March	10	10	2	4	0	0	333	732
	April	3	13	1	5	0	0	377	1,109
	May	9	22	9	14	0	0	364	1,473
	June	10	32	9	23	0	0	279	1,752