

**Open Enrollment Transfers from Old Carrier to New Carrier: Medical - All Subscribers**  
 Enrollment Selections Made through  
 12-8-2019

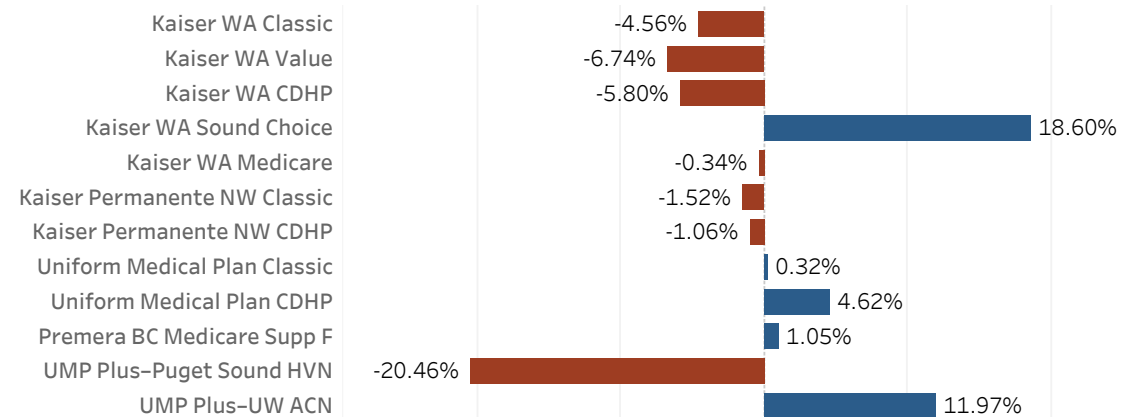


New Carrier	Old Carrier													New	Grand Total New Carrier
	Kaiser WA Classic	Kaiser WA Value	Kaiser WA CDHP	Kaiser WA Sound Choice	Kaiser WA Medicare	Kaiser Permanente NW Classic	Kaiser Permanente NW CDHP	Uniform Medical Plan Classic	Uniform Medical Plan CDHP	Premera BC Medicare Supp F	UMP Plus-Puget Sound HVN	UMP Plus-UW ACN	No Plan Selected		
Kaiser WA Classic	12,303	182	20	10	3	11		78	6		7	8	12	298	12,938
Kaiser WA Value	146	16,323	48	20	1	2	3	52	13		18	5	7	247	16,885
Kaiser WA CDHP	22	67	2,364	12		1	1	10	13		5	3		102	2,600
Kaiser WA Sound Choice	102	285	45	2,909	1	3		53	15		59	42	4	238	3,756
Kaiser WA Medicare	58	43	2	9	16,937	2		30		2		1		58	17,142
Kaiser Permanente NW Classic	6	1	3		4	3,239	13	10	1					34	3,311
Kaiser Permanente NW CDHP		2	2	2		6	247	1	2				2	16	280
Uniform Medical Plan Classic	438	635	51	60	52	42	6	105,973	402	16	761	483	110	2,462	111,491
Uniform Medical Plan CDHP	24	65	119	14		7	7	359	8,986		87	113	5	690	10,476
Premera BC Medicare Supp F	4	10			4			212	5	11,571	2	2		98	11,908
Premera BC Medicare Supp G	2	1			55			99	1	48	1	2		3	212
UMP Plus-Puget Sound HVN	30	53	8	15		1	1	352	40		3,322	46	5	200	4,073
UMP Plus-UW ACN	62	105	21	41		2	1	494	98		707	9,510	4	624	11,669
No Plan Selected			1					2	1		1	1	29	197	232
Termed/No Longer Enrolled	359	333	76	75	144	46	4	3,413	430	147	150	206	37	83	5,503
<b>Grand Total Old Carrier</b>	<b>13,556</b>	<b>18,105</b>	<b>2,760</b>	<b>3,167</b>	<b>17,201</b>	<b>3,362</b>	<b>283</b>	<b>111,138</b>	<b>10,013</b>	<b>11,784</b>	<b>5,120</b>	<b>10,422</b>	<b>215</b>	<b>5,350</b>	<b>212,476</b>

Changes by Plan - All Subscribers

	Original Enr..	Current Enr..	Change	% Change
Kaiser WA Classic	13,556	12,938	-618	-4.56%
Kaiser WA Value	18,105	16,885	-1,220	-6.74%
Kaiser WA CDHP	2,760	2,600	-160	-5.80%
Kaiser WA Sound Choice	3,167	3,756	589	18.60%
Kaiser WA Medicare	17,201	17,142	-59	-0.34%
Kaiser Permanente NW Classic	3,362	3,311	-51	-1.52%
Kaiser Permanente NW CDHP	283	280	-3	-1.06%
Uniform Medical Plan Classic	111,140	111,491	351	0.32%
Uniform Medical Plan CDHP	10,013	10,476	463	4.62%
Premera BC Medicare Supp F	11,784	11,908	124	1.05%
UMP Plus-Puget Sound HVN	5,121	4,073	-1,048	-20.46%
UMP Plus-UW ACN	10,422	11,669	1,247	11.97%

% Change - All Subscribers



**Open Enrollment Transfers from Old Carrier to New Carrier: Medical - Actives**  
 Enrollment Selections Made through  
 12-8-2019

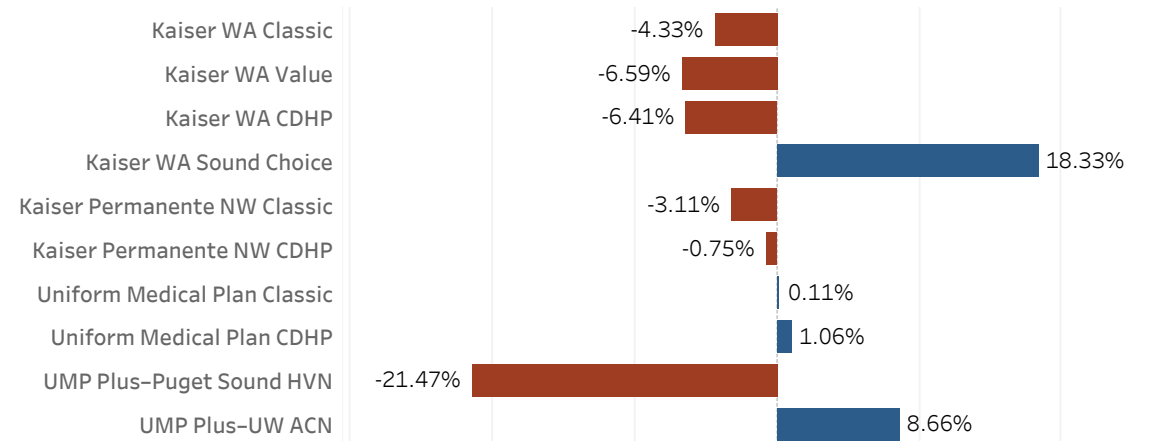


New Carrier	Old Carrier												Grand Total New Carrier
	Kaiser WA Classic	Kaiser WA Value	Kaiser WA CDHP	Kaiser WA Sound Choice	Kaiser Permanente NW Classic	Kaiser Permanente NW CDHP	Uniform Medical Plan Classic	Uniform Medical Plan CDHP	UMP Plus-Puget Sound HVN	UMP Plus-UW ACN	No Plan Selected	New	
Kaiser WA Classic	11,524	179	20	10	11		74	5	7	8	12	267	12,117
Kaiser WA Value	141	15,590	48	20	2	3	51	13	17	5	7	233	16,130
Kaiser WA CDHP	21	65	2,313	12	1	1	9	13	5	3		84	2,527
Kaiser WA Sound Choice	100	276	43	2,787	3		52	15	59	42	4	201	3,582
Kaiser Permanente NW Classic	6	1	3		1,339	12	8	1				30	1,400
Kaiser Permanente NW CDHP		2	2	2	6	232	1	2			2	16	265
Uniform Medical Plan Classic	420	614	49	56	42	6	63,334	383	749	462	110	1,370	67,595
Uniform Medical Plan CDHP	24	65	119	14	7	7	353	8,771	86	112	5	293	9,856
UMP Plus-Puget Sound HVN	30	52	8	14	1	1	350	40	3,268	46	5	142	3,957
UMP Plus-UW ACN	61	105	21	41	2	1	490	98	699	9,388	4	245	11,155
No Plan Selected			1				2	1	1	1	29	197	232
Termed/No Longer Enrolled	340	319	73	71	31	4	2,796	411	148	199	37	79	4,508
<b>Grand Total Old Carrier</b>	<b>12,667</b>	<b>17,268</b>	<b>2,700</b>	<b>3,027</b>	<b>1,445</b>	<b>267</b>	<b>67,520</b>	<b>9,753</b>	<b>5,039</b>	<b>10,266</b>	<b>215</b>	<b>3,157</b>	<b>133,324</b>

Change by Plan - Actives

	Original Enrolled	Current Enrolled	Change	% Change
Kaiser WA Classic	12,667	12,119	-548	-4.33%
Kaiser WA Value	17,268	16,130	-1,138	-6.59%
Kaiser WA CDHP	2,700	2,527	-173	-6.41%
Kaiser WA Sound Choice	3,027	3,582	555	18.33%
Kaiser Permanente NW Classic	1,445	1,400	-45	-3.11%
Kaiser Permanente NW CDHP	267	265	-2	-0.75%
Uniform Medical Plan Classic	67,520	67,597	77	0.11%
Uniform Medical Plan CDHP	9,753	9,856	103	1.06%
UMP Plus-Puget Sound HVN	5,039	3,957	-1,082	-21.47%
UMP Plus-UW ACN	10,266	11,155	889	8.66%

% Change - Actives



**Open Enrollment Transfers from Old Carrier to New Carrier: Medical - Self Pay Non-Medicare**  
 Enrollment Selections Made through  
 12-8-2019

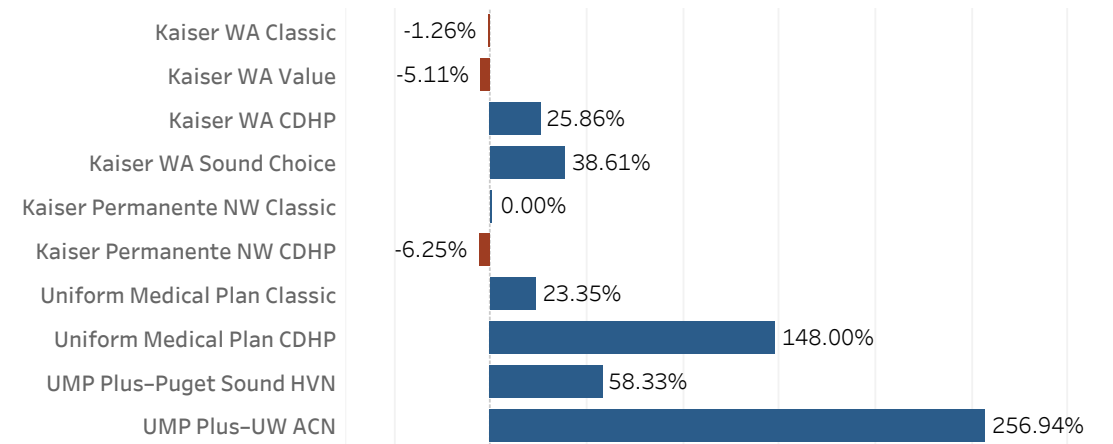


New Carrier	Old Carrier											New	Grand Total New Carrier
	Kaiser WA Classic	Kaiser WA Value	Kaiser WA CDHP	Kaiser WA Sound Choice	Kaiser Permanente NW Classic	Kaiser Permanente NW CDHP	Uniform Medical Plan Classic	Uniform Medical Plan CDHP	UMP Plus-Puget Sound HVN	UMP Plus-UW ACN			
Kaiser WA Classic	514	3					1					30	548
Kaiser WA Value	3	523										13	539
Kaiser WA CDHP	1	2	51				1					18	73
Kaiser WA Sound Choice	2	8	2	93			1					34	140
Kaiser Permanente NW Classic					79	1						2	82
Kaiser Permanente NW CDHP						15							15
Uniform Medical Plan Classic	16	18	2	4			3,699	16	9	14	993	4,771	
Uniform Medical Plan CDHP							6	215	1	1	397	620	
UMP Plus-Puget Sound HVN		1		1			2		52		58	114	
UMP Plus-UW ACN	1						4		8	122	379	514	
Termed/No Longer Enrolled	18	13	3	3	3		154	19	2	7	4	226	
<b>Grand Total Old Carrier</b>	<b>555</b>	<b>568</b>	<b>58</b>	<b>101</b>	<b>82</b>	<b>16</b>	<b>3,868</b>	<b>250</b>	<b>72</b>	<b>144</b>	<b>1,928</b>	<b>7,642</b>	

Change by Plan - Self Pay Non-Medicare

	Original Enrolled	Current Enrolled	Change	% Change
Kaiser WA Classic	555	548	-7	-1.26%
Kaiser WA Value	568	539	-29	-5.11%
Kaiser WA CDHP	58	73	15	25.86%
Kaiser WA Sound Choice	101	140	39	38.61%
Kaiser Permanente NW Classic	82	82	0	0.00%
Kaiser Permanente NW CDHP	16	15	-1	-6.25%
Uniform Medical Plan Classic	3,868	4,771	903	23.35%
UMP Plus-Puget Sound HVN	72	114	42	58.33%
UMP Plus-UW ACN	144	514	370	256.94%

% Change - Self Pay Non-Medicare



**Open Enrollment Transfers from Old Carrier to New Carrier: Medical - Self Pay Medicare**  
 Enrollment Selections Made through  
 12-8-2019

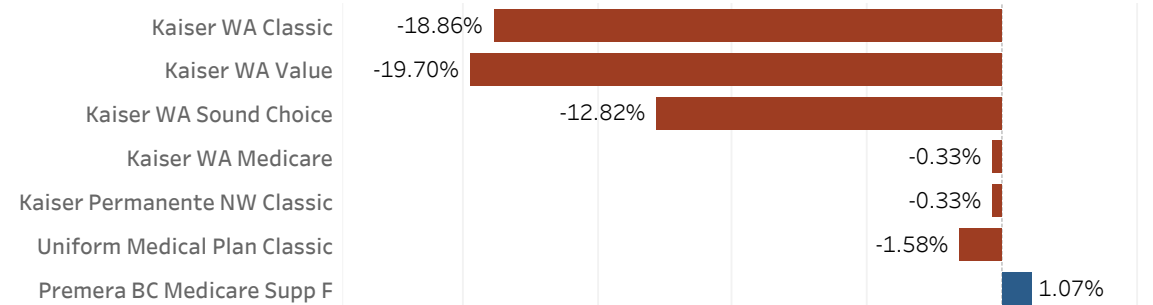


New Carrier	Old Carrier							New	Grand Total New Carrier
	Kaiser WA Classic	Kaiser WA Value	Kaiser WA Sound Choice	Kaiser WA Medicare	Kaiser Permanente NW Classic	Uniform Medical Plan Classic	Premera BC Medicare Supp F		
Kaiser WA Classic	265			1		3		1	271
Kaiser WA Value	2	210		1		1		1	215
Kaiser WA Sound Choice		1	29	1				3	34
Kaiser WA Medicare	58	43	9	16,937	2	30	2	58	17,139
Kaiser Permanente NW Classic				4	1,821	2		2	1,829
Premera BC Medicare Supp F	4	10		4		212	11,571	98	11,904
Premera BC Medicare Supp G	2	1		55		99	48	3	209
Uniform Medical Plan Classic	2	3		52		38,940	14	99	39,113
Termed/No Longer Enrolled	1	1	1	144	12	463	147		769
<b>Grand Total Old Carrier</b>	<b>334</b>	<b>269</b>	<b>39</b>	<b>17,199</b>	<b>1,835</b>	<b>39,750</b>	<b>11,782</b>	<b>265</b>	<b>71,483</b>

Change by Plan - Self Pay Medicare

	Original Enrolled	Current Enrolled	Change	% Change
Kaiser WA Classic	334	271	-63	-18.86%
Kaiser WA Value	269	216	-53	-19.70%
Kaiser WA Sound Choice	39	34	-5	-12.82%
Kaiser WA Medicare	17,199	17,142	-57	-0.33%
Kaiser Permanente NW Classic	1,835	1,829	-6	-0.33%
Uniform Medical Plan Classic	39,750	39,123	-627	-1.58%
Premera BC Medicare Supp F	11,782	11,908	126	1.07%

% Change - Self Pay Medicare



**Open Enrollment Transfers from Old Carrier to New Carrier**  
**Dental All Subscribers**  
 Enrollment Selections Made through  
 12-8-2019



New Carrier	Old Carrier					
	Uniform Dental Plan	Willamette Dental	Deltacare	New	No Plan Selected	Grand Total
Uniform Dental Plan	155,489	313	1,762	3,990	130	161,684
Willamette Dental	292	16,575	213	306	17	17,403
Deltacare	557	222	15,044	740	22	16,585
No Plan Selected	3	1	3	190	31	228
Termed/No Longer Enrolled	4,148	362	423	60	17	5,010
<b>Grand Total</b>	<b>160,489</b>	<b>17,473</b>	<b>17,445</b>	<b>5,286</b>	<b>217</b>	<b>200,910</b>

Change by Plan - Dental

New Carrier	Original Enrolled	Current Enrolled	Change	% Change
Uniform Dental Plan	160,490	161,684	1,194	0.74%
Willamette Dental	17,475	17,403	-72	-0.41%
Deltacare	17,445	16,585	-860	-5.19%

% Change - Dental

