

**Open Enrollment Transfers from Old Carrier to New Carrier: Medical - All Subscribers**  
 Enrollment Selections Made through  
 12-10-2017

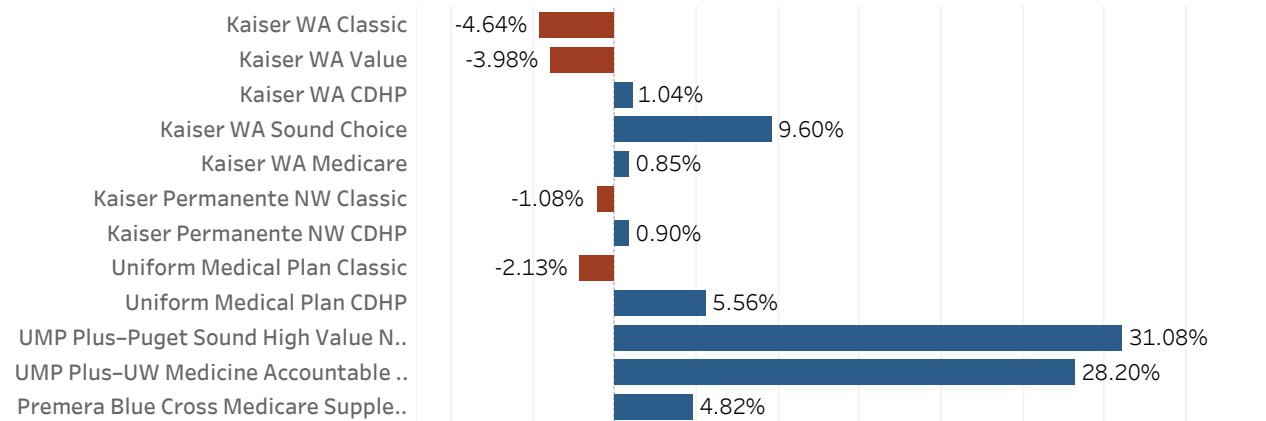


New Carrier	Old Carrier												New	No Plan Selected	Grand Total New Carrier
	Kaiser WA Classic	Kaiser WA Value	Kaiser WA CDHP	Kaiser WA Sound Choice	Kaiser WA Medicare	Kaiser Permanente NW Classic	Kaiser Permanente NW CDHP	Uniform Medical Plan Classic	Uniform Medical Plan CDHP	UMP Plus-Puget Sound High Value Net..	UMP Plus-UW Medicine Accountab..	Premera Blue Cross Medicare Suppleme..			
Kaiser WA Classic	13,652	267	19	5	4	6		81	11	4	4		343	15	14,411
Kaiser WA Value	328	19,586	54	37				108	17	13	13		557	17	20,730
Kaiser WA CDHP	44	98	2,163	14				22	25	2			122	3	2,494
Kaiser WA Sound Choice	38	155	29	1,164				25	6	10	4		77	3	1,511
Kaiser WA Medicare	47	41	2	1	15,901	2		107				4	86		16,191
Kaiser Permanente NW Classic	3	3				1	3,260	5	21			1	27	1	3,322
Kaiser Permanente NW CDHP		2					6	195	5	2			9	3	222
Uniform Medical Plan Classic	471	545	32	30	25	41	8	109,939	296	140	160	6	1,848	136	113,677
Uniform Medical Plan CDHP	33	60	72	6		4	8	565	7,517	28	39		382	10	8,724
UMP Plus-Puget Sound High Value ..	63	168	19	21		2		1,037	59	2,459	26		178	12	4,044
UMP Plus-UW Medicine Accountabl..	93	213	30	42				1,911	143	69	5,787		297	14	8,599
Premera Blue Cross Medicare Suppl..	7	6			24	1		372	2	1		8,753	105		9,271
No Plan Selected		1						5	1				226	10	243
Termed/No Longer Enrolled	300	411	48	46	98	36	3	1,901	160	61	141	60	36	53	3,354
<b>Grand Total Old Carrier</b>	<b>15,079</b>	<b>21,556</b>	<b>2,468</b>	<b>1,366</b>	<b>16,053</b>	<b>3,358</b>	<b>220</b>	<b>116,099</b>	<b>8,239</b>	<b>2,787</b>	<b>6,174</b>	<b>8,824</b>	<b>4,293</b>	<b>277</b>	<b>206,793</b>

Changes by Plan - All Subscribers

	Original Enrolled	Current Enrolled	Change	% Change
Kaiser WA Classic	15,079	14,411	-668	-4.64%
Kaiser WA Value	21,556	20,730	-826	-3.98%
Kaiser WA CDHP	2,468	2,494	26	1.04%
Kaiser WA Sound Choice	1,366	1,511	145	9.60%
Kaiser WA Medicare	16,053	16,191	138	0.85%
Kaiser Permanente NW Classic	3,358	3,322	-36	-1.08%
Kaiser Permanente NW CDHP	220	222	2	0.90%
Uniform Medical Plan Classic	116,099	113,677	-2,422	-2.13%
Uniform Medical Plan CDHP	8,239	8,724	485	5.56%
UMP Plus-Puget Sound High Value ..	2,787	4,044	1,257	31.08%
UMP Plus-UW Medicine Accountabl..	6,174	8,599	2,425	28.20%
Premera Blue Cross Medicare Suppl..	8,824	9,271	447	4.82%

% Change - All Subscribers



**Open Enrollment Transfers from Old Carrier to New Carrier: Medical - Actives**  
 Enrollment Selections Made through  
 12-10-2017

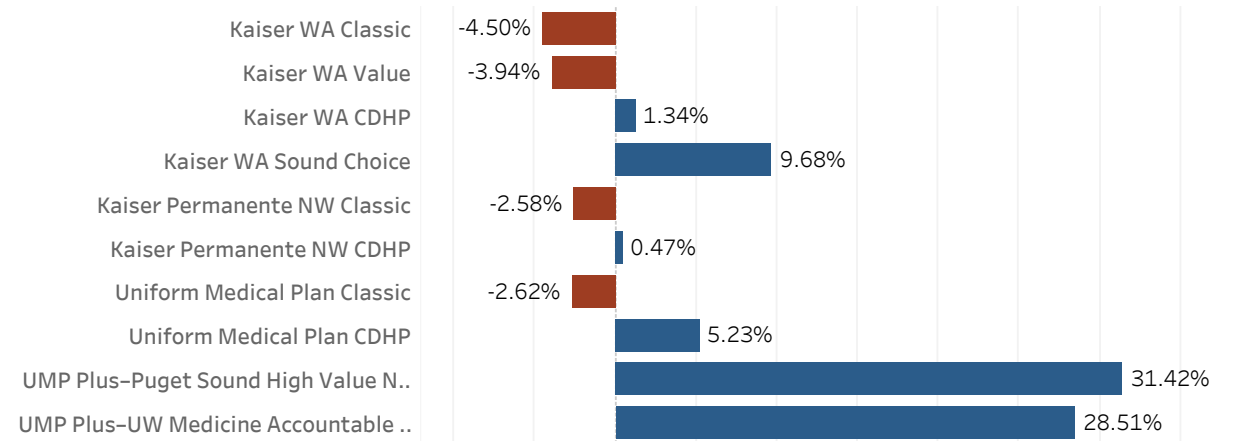


New Carrier	Old Carrier												New	No Plan Selected	Grand Total New Carrier
	Kaiser WA Classic	Kaiser WA Value	Kaiser WA CDHP	Kaiser WA Sound Choice	Kaiser WA Medicare	Kaiser Permanente NW Classic	Kaiser Permanente NW CDHP	Uniform Medical Plan Classic	Uniform Medical Plan CDHP	UMP Plus-Puget Sound Hi..	UMP Plus-UW Medicine ..				
Kaiser WA Classic	12,713	263	18	5	2	5		81	11	4	4	324	15	13,445	
Kaiser WA Value	317	18,591	53	37				104	17	13	13	540	17	19,702	
Kaiser WA CDHP	43	97	2,129	14			1	22	25	2		121	3	2,457	
Kaiser WA Sound Choice	37	152	28	1,117				25	6	10	4	74	3	1,456	
Kaiser Permanente NW Classic	3	3				1,391	5	12				19	1	1,434	
Kaiser Permanente NW CDHP		2				5	185	5	2			9	3	211	
Uniform Medical Plan Classic	460	539	30	29		40	8	67,484	285	139	153	1,565	136	70,868	
Uniform Medical Plan CDHP	33	60	72	6		4	8	551	7,343	28	39	333	10	8,487	
UMP Plus-Puget Sound High Value Network	63	167	19	21		2		1,029	59	2,412	25	176	12	3,985	
UMP Plus-UW Medicine Accountable Care Network	92	212	30	42				1,899	142	69	5,686	292	14	8,478	
No Plan Selected		1						5	1			215	10	232	
Termed/No Longer Enrolled	289	392	45	44		24	3	1,509	152	56	137	36	53	2,740	
<b>Grand Total Old Carrier</b>	<b>14,050</b>	<b>20,479</b>	<b>2,424</b>	<b>1,315</b>	<b>2</b>	<b>1,471</b>	<b>210</b>	<b>72,726</b>	<b>8,043</b>	<b>2,733</b>	<b>6,061</b>	<b>3,704</b>	<b>277</b>	<b>133,495</b>	

Change by Plan - Actives

	Original Enrolled	Current Enrolled	Change	% Change
Kaiser WA Classic	14,050	13,445	-605	-4.50%
Kaiser WA Value	20,479	19,702	-777	-3.94%
Kaiser WA CDHP	2,424	2,457	33	1.34%
Kaiser WA Sound Choice	1,315	1,456	141	9.68%
Kaiser Permanente NW Classic	1,471	1,434	-37	-2.58%
Kaiser Permanente NW CDHP	210	211	1	0.47%
Uniform Medical Plan Classic	72,726	70,868	-1,858	-2.62%
Uniform Medical Plan CDHP	8,043	8,487	444	5.23%
UMP Plus-Puget Sound High Value Network	2,733	3,985	1,252	31.42%
UMP Plus-UW Medicine Accountable Care N..	6,061	8,478	2,417	28.51%

% Change - Actives



**Open Enrollment Transfers from Old Carrier to New Carrier: Medical - Self Pay Non-Medicare**  
 Enrollment Selections Made through  
 12-10-2017

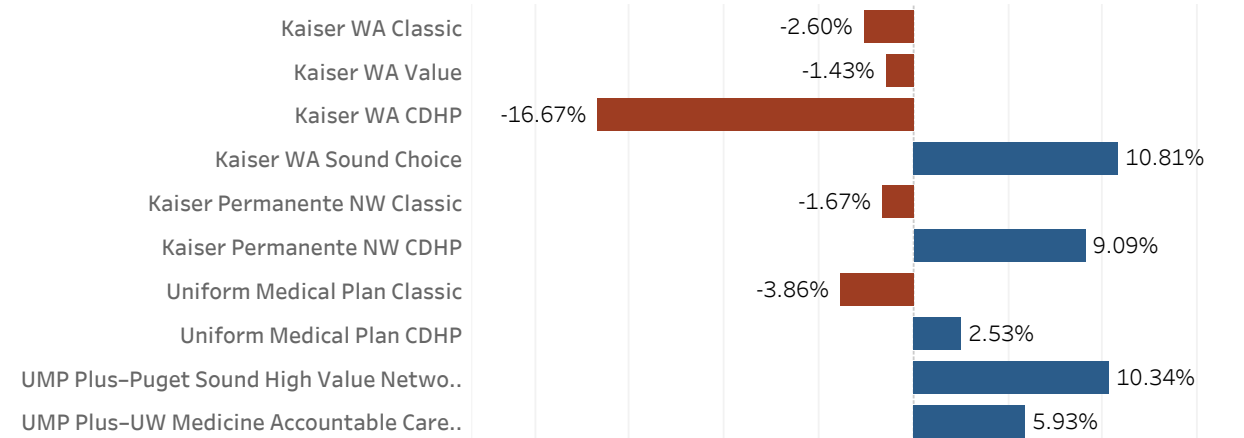


New Carrier	Old Carrier										New	Grand Total New Carrier	
	Kaiser WA Classic	Kaiser WA Value	Kaiser WA CDHP	Kaiser WA Sound Choice	Kaiser Permanente NW Classic	Kaiser Permanente NW CDHP	Uniform Medical Plan Classic	Uniform Medical Plan CDHP	UMP Plus-Puget Sound Hig..	UMP Plus-UW Medicine A..			
Kaiser WA Classic	636	4	1									13	654
Kaiser WA Value	10	743	1				3					11	768
Kaiser WA CDHP	1	1	34										36
Kaiser WA Sound Choice	1	2	1	30								3	37
Kaiser Permanente NW Classic					120								120
Kaiser Permanente NW CDHP					1	10							11
Uniform Medical Plan Classic	11	6	2	1			4,264	9	1	6		75	4,375
Uniform Medical Plan CDHP							14	174				10	198
UMP Plus-Puget Sound High Value Network		1					8		46	1		2	58
UMP Plus-UW Medicine Accountable Care Network	1	1					12	1		100		3	118
Premera Blue Cross Medicare Supplement F	1	2					121	1				4	129
Termed/No Longer Enrolled	10	19	3	2	1		122	8	5	4			174
<b>Grand Total Old Carrier</b>	<b>671</b>	<b>779</b>	<b>42</b>	<b>33</b>	<b>122</b>	<b>10</b>	<b>4,544</b>	<b>193</b>	<b>52</b>	<b>111</b>		<b>121</b>	<b>6,678</b>

Change by Plan - Self Pay Non-Medicare

	Original Enrolled	Current Enrolled	Change	% Change
Kaiser WA Classic	671	654	-17	-2.60%
Kaiser WA Value	779	768	-11	-1.43%
Kaiser WA CDHP	42	36	-6	-16.67%
Kaiser WA Sound Choice	33	37	4	10.81%
Kaiser Permanente NW Classic	122	120	-2	-1.67%
Kaiser Permanente NW CDHP	10	11	1	9.09%
Uniform Medical Plan Classic	4,544	4,375	-169	-3.86%
UMP Plus-Puget Sound High Value Network	52	58	6	10.34%
UMP Plus-UW Medicine Accountable Care N..	111	118	7	5.93%

% Change - Self Pay Non-Medicare



**Open Enrollment Transfers from Old Carrier to New Carrier: Medical - Self Pay Medicare**  
 Enrollment Selections Made through  
 12-10-2017

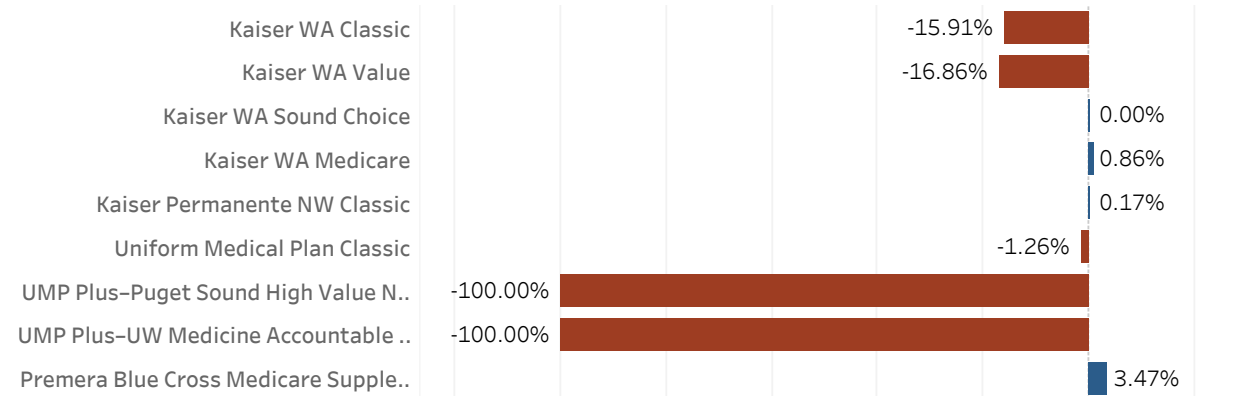


New Carrier	Old Carrier										New	Grand Total New Carrier	
	Kaiser WA Classic	Kaiser WA Value	Kaiser WA CDHP	Kaiser WA Sound Choice	Kaiser WA Medicare	Kaiser Permanente NW Classic	Uniform Medical Plan Classic	UMP Plus-Puget Sound High ..	UMP Plus-UW Medicine Accountable ..	Premera Blue Cross Medicare Su..			
Kaiser WA Classic	303				2	1						2	308
Kaiser WA Value		252					1					2	255
Kaiser WA Sound Choice		1		17									18
Kaiser WA Medicare	47	41	2	1	15,901	2	107			4	85	16,190	
Kaiser Permanente NW Classic					1	1,749	9			1	8	1,768	
Uniform Medical Plan Classic					25	1	38,191		1	6	121	38,347	
UMP Plus-Puget Sound High Value Network								1				1	
UMP Plus-UW Medicine Accountable Care Ne..									1			1	
No Plan Selected											1	1	
Premera Blue Cross Medicare Supplement F	6	4			24	1	251	1		8,753	100	9,141	
Termed/No Longer Enrolled	1				98	11	270			60		440	
<b>Grand Total Old Carrier</b>	<b>357</b>	<b>298</b>	<b>2</b>	<b>18</b>	<b>16,051</b>	<b>1,765</b>	<b>38,829</b>	<b>2</b>	<b>2</b>	<b>8,824</b>	<b>319</b>	<b>66,470</b>	

Change by Plan - Self Pay Medicare

	Original Enrolled	Current Enrolled	Change	% Change
Kaiser WA Classic	357	308	-49	-15.91%
Kaiser WA Value	298	255	-43	-16.86%
Kaiser WA Sound Choice	18	18	0	0.00%
Kaiser WA Medicare	16,051	16,190	139	0.86%
Kaiser Permanente NW Classic	1,765	1,768	3	0.17%
Uniform Medical Plan Classic	38,829	38,347	-482	-1.26%
UMP Plus-Puget Sound High Value Network	2	1	-1	-100.00%
UMP Plus-UW Medicine Accountable Care N..	2	1	-1	-100.00%
Premera Blue Cross Medicare Supplement F	8,824	9,141	317	3.47%

% Change - Self Pay Medicare



**Open Enrollment Transfers from Old Carrier to New Carrier**  
**Dental All Subscribers**  
 Enrollment Selections Made through  
 12-10-2017



New Carrier	Old Carrier					
	Uniform Dental Plan	Willamette Dental	Deltacare	New	No Plan Selected	Grand Total
Uniform Dental Plan	154,943	331	1,943	2,785	193	160,195
Willamette Dental	450	15,950	263	323	13	16,999
Deltacare	796	224	12,861	563	41	14,485
No Plan Selected	7			208	6	221
Termed/No Longer Enrolled	2,511	251	345	3	25	3,135
<b>Grand Total</b>	<b>158,707</b>	<b>16,756</b>	<b>15,412</b>	<b>3,882</b>	<b>278</b>	<b>195,035</b>

Change by Plan - Dental

New Carrier	Original Enrolled	Current Enrolled	Change	% Change
Uniform Dental Plan	158,707	160,195	1,488	0.93%
Willamette Dental	16,756	16,999	243	1.43%
Deltacare	15,412	14,485	-927	-6.40%

% Change - Dental

