

# Instructions for the Health Home Clinical Eligibility Tool

Version 2.0

---

Prepared by  
Research and Data Analysis Division  
Department of Social and Health Services

May 2016

Washington State  
Health Care Authority



**RDA** Research & Data  
Analysis Division

# Health Home Clinical Eligibility Tool

## • What Is It?

A form that you fill out to help determine Health Home (HH) clinical eligibility for a specific client

## • When To Use?

When a client is referred and:

- Client is **NOT** already assigned to your Lead Entity and
- ProviderOne look-up does not indicate HH eligibility



### Health Home Clinical Eligibility Tool (Version 2.0)

**How to Use** ▶ Please check FIRST with your Health Home Lead as to the Client's current PRISM score.

- 1) Enter the patient's ProviderOne Client ID
- 2) Select the patient's demographic information
- 3) Select all disease categories that the patient has experienced in the last 15 months
- 4) Select all medication categories that a patient has received in the last 15 months
- 5) Follow the instructions for next steps based on the clinical eligibility determination

▶ Email questions about disease categories, group levels, and/or finding specific codes to [PRISM.admin@dshs.wa.gov](mailto:PRISM.admin@dshs.wa.gov).

▶ Email questions about Health Home eligibility to [healthhomes@hca.wa.gov](mailto:healthhomes@hca.wa.gov).

#### Clinical Eligibility Results

**Risk Score** 0.00

**Clinical Eligibility** Not Eligible (Risk < 1.5)

**5) Instructions** ▶ Patient is not clinically eligible. Click the Clear Selections button and repeat for another patient.

[Clear Selections](#)

**1) ProviderOne Client ID** ▶ Enter into the box provided

ProviderOne Client ID:

**2) Demographic Information** ▶ Fill in using the drop down boxes provided

Gender:  Age:

**3) Disease Categories** ▶ Select all that apply using the check boxes provided

DISEASE CATEGORY	GROUP LEVEL *	DESCRIPTION/EXAMPLE	COMMON ICD-9 / ICD-10 CODES **
<b>Cancer</b>			
<input type="checkbox"/>	Very High	Pancreatic cancer, secondary malignant neoplasms	<input type="text" value="View Common ICD9 / ICD10 Codes for Cancer (very high)"/>
<input type="checkbox"/>	High	Lung cancer, ovarian cancer	<input type="text" value="View Common ICD9 / ICD10 Codes for Cancer (high)"/>
<input type="checkbox"/>	Medium	Mouth, breast or brain cancer, malignant melanoma	<input type="text" value="View Common ICD9 / ICD10 Codes for Cancer (medium)"/>
<input type="checkbox"/>	Low	Colon, cervical, or prostate cancer, carcinomas in situ	<input type="text" value="View Common ICD9 / ICD10 Codes for Cancer (low)"/>
<b>Cardiovascular</b>			
<input type="checkbox"/>	Very High	Heart transplant status/complications	<input type="text" value="View Common ICD9 / ICD10 Codes for Cardiovascular (very high)"/>
<input type="checkbox"/>	Medium	Congestive heart failure, cardiomyopathy	<input type="text" value="View Common ICD9 / ICD10 Codes for Cardiovascular (medium)"/>
<input type="checkbox"/>	Low	Endocardial disease, myocardial infarction, angina	<input type="text" value="View Common ICD9 / ICD10 Codes for Cardiovascular (low)"/>
<input type="checkbox"/>	Extra Low	Hypertension	<input type="text" value="View Common ICD9 / ICD10 Codes for Cardiovascular (extra low)"/>
<b>Central Nervous System</b>			
<input type="checkbox"/>	High	Quadriplegia, amyotrophic lateral sclerosis	<input type="text" value="View Common ICD9 / ICD10 Codes for CNS (high)"/>
<input type="checkbox"/>	Medium	Paraplegia, muscular dystrophy, multiple sclerosis	<input type="text" value="View Common ICD9 / ICD10 Codes for CNS (medium)"/>
<input type="checkbox"/>	Low	Epilepsy, Parkinson's disease, cerebral palsy, migraine	<input type="text" value="View Common ICD9 / ICD10 Codes for CNS (low)"/>
<b>Cerebrovascular</b>			
<input type="checkbox"/>	Low	Intracerebral hemorrhage, precerebral occlusion	<input type="text" value="View Common ICD9 / ICD10 Codes for Cerebrovascular (low)"/>



# Health Home Clinical Eligibility Tool

## • How To Fill Out?

1) Enter the ProviderOne Client ID



2) Select the client's gender and age groups from drop down boxes



### Health Home Clinical Eligibility Tool (Version 2.0)

How to Use ▶ Please check FIRST with your Health Home Lead as to the Client's current PRISM score.

- 1) Enter the patient's ProviderOne Client ID
- 2) Select the patient's demographic information
- 3) Select all disease categories that the patient has experienced in the last 15 months
- 4) Select all medication categories that a patient has received in the last 15 months
- 5) Follow the instructions for next steps based on the clinical eligibility determination

▶ Email questions about disease categories, group levels, and/or finding specific codes to [PRISM.admin@dshs.wa.gov](mailto:PRISM.admin@dshs.wa.gov).

▶ Email questions about Health Home eligibility to [healthhomes@hca.wa.gov](mailto:healthhomes@hca.wa.gov).

Washington State  
Health Care Authority



#### Clinical Eligibility Results

Risk Score **0.00**  
Clinical Eligibility **Not Eligible (Risk < 1.5)**

5) Instructions ▶ Patient is not clinically eligible.  
Click the Clear Selections button and repeat for another patient.

Clear Selections

Next Steps

1) ProviderOne Client ID ▶ Enter into the box provided

ProviderOne Client ID - Enter Number -

2) Demographic Information ▶ Fill in using the drop down boxes provided

Gender - Select Gender - Age - Select Age -

3) Disease Categories ▶ Select all that apply using the check boxes provided

DISEASE CATEGORY	GROUP LEVEL *	DESCRIPTION/EXAMPLE	COMMON ICD-9 / ICD-10 CODES **
<b>Cancer</b>			
<input type="checkbox"/>	Very High	Pancreatic cancer, secondary malignant neoplasms	View Common ICD9 / ICD10 Codes for Cancer (very high)
<input type="checkbox"/>	High	Lung cancer, ovarian cancer	View Common ICD9 / ICD10 Codes for Cancer (high)
<input type="checkbox"/>	Medium	Mouth, breast or brain cancer, malignant melanoma	View Common ICD9 / ICD10 Codes for Cancer (medium)
<input type="checkbox"/>	Low	Colon, cervical, or prostate cancer, carcinomas in situ	View Common ICD9 / ICD10 Codes for Cancer (low)
<b>Cardiovascular</b>			
<input type="checkbox"/>	Very High	Heart transplant status/complications	View Common ICD9 / ICD10 Codes for Cardiovascular (very high)
<input type="checkbox"/>	Medium	Congestive heart failure, cardiomyopathy	View Common ICD9 / ICD10 Codes for Cardiovascular (medium)
<input type="checkbox"/>	Low	Endocardial disease, myocardial infarction, angina	View Common ICD9 / ICD10 Codes for Cardiovascular (low)
<input type="checkbox"/>	Extra Low	Hypertension	View Common ICD9 / ICD10 Codes for Cardiovascular (extra low)
<b>Central Nervous System</b>			
<input type="checkbox"/>	High	Quadriplegia, amyotrophic lateral sclerosis	View Common ICD9 / ICD10 Codes for CNS (high)
<input type="checkbox"/>	Medium	Paraplegia, muscular dystrophy, multiple sclerosis	View Common ICD9 / ICD10 Codes for CNS (medium)
<input type="checkbox"/>	Low	Epilepsy, Parkinson's disease, cerebral palsy, migraine	View Common ICD9 / ICD10 Codes for CNS (low)
<b>Cerebrovascular</b>			
<input type="checkbox"/>	Low	Intracerebral hemorrhage, precerebral occlusion	View Common ICD9 / ICD10 Codes for Cerebrovascular (low)



# Health Home Clinical Eligibility Tool


## • How To Fill Out?

3) Select all disease categories that the client has experienced in the last 15 months

• These are the same disease categories that are used in PRISM

• Drop down lists provide the most common ICD9 / ICD10 diagnosis codes associated with each category

**Health Home Clinical Eligibility Tool** (Version 2.0)

Washington State Health Care Authority 

**How to Use** ▶ Please check **FIRST** with your Health Home Lead as to the Client's current PRISM score.

- 1) Enter the patient's ProviderOne Client ID
- 2) Select the patient's demographic information
- 3) Select all disease categories that the patient has experienced in the last 15 months
- 4) Select all medication categories that a patient has received in the last 15 months
- 5) Follow the instructions for next steps based on the clinical eligibility determination

▶ Email questions about disease categories, group levels, and/or finding specific codes to [PRISM\\_admin@dshs.wa.gov](mailto:PRISM_admin@dshs.wa.gov).

▶ Email questions about Health Home eligibility to [healthhomes@hca.wa.gov](mailto:healthhomes@hca.wa.gov).

**1) ProviderOne Client ID** ▶ Enter into the box provided

ProviderOne Client ID:

**2) Demographic Information** ▶ Fill in using the drop down boxes provided

Gender:  Age:

**3) Disease Categories** ▶ Select all that apply using the check boxes provided

DISEASE CATEGORY	GROUP LEVEL *	DESCRIPTION/EXAMPLE	COMMON ICD-9 / ICD-10 CODES **
Cancer	<input type="checkbox"/> Very High	Pancreatic cancer, secondary malignant neoplasms	<input type="text" value="View Common ICD9 / ICD10 Codes for Cancer (very high)"/>
	<input type="checkbox"/> High	Lung cancer, ovarian cancer	<input type="text" value="View Common ICD9 / ICD10 Codes for Cancer (high)"/>
	<input type="checkbox"/> Medium	Mouth, breast or brain cancer, malignant melanoma	<input type="text" value="View Common ICD9 / ICD10 Codes for Cancer (medium)"/>
	<input type="checkbox"/> Low	Colon, cervical, or prostate cancer, carcinomas in situ	<input type="text" value="View Common ICD9 / ICD10 Codes for Cancer (low)"/>
Cardiovascular	<input type="checkbox"/> Very High	Heart transplant status/complications	<input type="text" value="View Common ICD9 / ICD10 Codes for Cardiovascular (very high)"/>
	<input type="checkbox"/> Medium	Congestive heart failure, cardiomyopathy	<input type="text" value="View Common ICD9 / ICD10 Codes for Cardiovascular (medium)"/>
	<input type="checkbox"/> Low	Endocardial disease, myocardial infarction, angina	<input type="text" value="View Common ICD9 / ICD10 Codes for Cardiovascular (low)"/>
	<input type="checkbox"/> Extra Low	Hypertension	<input type="text" value="View Common ICD9 / ICD10 Codes for Cardiovascular (extra low)"/>
Central Nervous System	<input type="checkbox"/> High	Quadriplegia, amyotrophic lateral sclerosis	<input type="text" value="View Common ICD9 / ICD10 Codes for CNS (high)"/>
	<input type="checkbox"/> Medium	Paraplegia, muscular dystrophy, multiple sclerosis	<input type="text" value="View Common ICD9 / ICD10 Codes for CNS (medium)"/>
	<input type="checkbox"/> Low	Epilepsy, Parkinson's disease, cerebral palsy, migraine	<input type="text" value="View Common ICD9 / ICD10 Codes for CNS (low)"/>
Cerebrovascular	<input type="checkbox"/> Low	Intracerebral hemorrhage, precerebral occlusion	<input type="text" value="View Common ICD9 / ICD10 Codes for Cerebrovascular (low)"/>

**Clinical Eligibility Results**

**Risk Score**

**Clinical Eligibility**

**5) Instructions** ▶ Patient is not clinically eligible. Click the Clear Selections button and repeat for another patient.



# Health Home Clinical Eligibility Tool


## • How To Fill Out?

4) Select all medication categories that the client has received in the last 15 months

• These are the same medication categories that are used in PRISM

• Drop down lists provide the most common drug types associated with each category

**Health Home Clinical Eligibility Tool** (Version 2.0)

Washington State Health Care Authority  Washington State Department of Social & Health Services

**Clinical Eligibility Results**

**Risk Score** 0.67  
**Clinical Eligibility** Not Eligible (Risk < 1.5)

**5) Instructions** ▶ Patient is not clinically eligible. Click the Clear Selections button and repeat for another patient. [Clear Selections](#)

**How to Use** ▶ Please check **FIRST** with your Health Home Lead as to the Client's current PRISM score.

- 1) Enter the patient's ProviderOne Client ID
- 2) Select the patient's demographic information
- 3) Select all disease categories that the patient has experienced in the last 15 months
- 4) Select all medication categories that a patient has received in the last 15 months
- 5) Follow the instructions for next steps based on the clinical eligibility determination

▶ Email questions about disease categories, group levels, and/or finding specific codes to [PRISM.admin@dshs.wa.gov](mailto:PRISM.admin@dshs.wa.gov).  
 ▶ Email questions about Health Home eligibility to [healthhomes@hca.wa.gov](mailto:healthhomes@hca.wa.gov).

**1) ProviderOne Client ID** ▶ Enter into the box provided

ProviderOne Client ID

**2) Demographic Information** ▶ Fill in using the drop down boxes provided

Gender  Age

**Skin**

<input type="checkbox"/>	High	Decubitus ulcer	<input type="text" value="View Common ICD9 / ICD10 Codes for Skin (high)"/>
<input checked="" type="checkbox"/>	Low	Other chronic ulcer of skin	<input type="text" value="View Common ICD9 / ICD10 Codes for Skin (low)"/>
<input type="checkbox"/>	Very Low	Cellulitis, burn, lupus erythematosus	<input type="text" value="View Common ICD9 / ICD10 Codes for Skin (very low)"/>

**Substance use**

<input type="checkbox"/>	Low	Drug use, dependence, or psychosis	<input type="text" value="View Common ICD9 / ICD10 Codes for Substance abuse (low)"/>
<input checked="" type="checkbox"/>	Very Low	Alcohol use, dependence, or psychosis	<input type="text" value="View Common ICD9 / ICD10 Codes for Substance abuse (very low)"/>

**4) Medication Categories** ▶ Select all that apply using the check boxes provided

MEDICATION CATEGORY	PRESCRIBED FOR	DESCRIPTION/EXAMPLE	COMMON DRUG TYPES **
Cancer	<input type="checkbox"/> Malignancies	Antineoplastics	<input type="text" value="View Common Medication types for Malignancies"/>
Cardiovascular	<input type="checkbox"/> Cardiac	Ace inhibitors, beta blockers, nitrates, digitalis, vasodilators	<input type="text" value="View Common Medication types for Cardiac"/>
Central Nervous System	<input type="checkbox"/> Alzheimers	Tacrine	<input type="text" value="View Common Medication types for Alzheimers"/>
	<input type="checkbox"/> Insomnia	Sedatives, Hypnotics	<input type="text" value="View Common Medication types for Insomnia"/>
	<input type="checkbox"/> Multiple Sclerosis/Paralysis	Baclofen	<input type="text" value="View Common Medication types for Multiple Sclerosis/Paralysis"/>
	<input type="checkbox"/> Parkinson/Tramadol	Rantrolone, Trihexyphenidil	<input type="text" value="View Common Medication types for Parkinson/Tramadol"/>




# Health Home Clinical Eligibility Tool

## • How To Fill Out?

- 5) Check the client's clinical eligibility and follow the additional instructions given
- If not clinically eligible (risk score < 1.5) click the "Clear Selections" button and fill out for the next client
- If clinically eligible (risk score  $\geq 1.5$ ) click the "Next Steps" button for instructions on how to send the information to the Health Care Authority (HCA)

**Health Home Clinical Eligibility Tool** (Version 2.0)

Washington State Health Care Authority  Washington State Department of Social & Health Services

**How to Use** ▶ Please check FIRST with your Health Home Lead as to the Client's current PRISM score.

- 1) Enter the patient's ProviderOne Client ID
- 2) Select the patient's demographic information
- 3) Select all disease categories that the patient has experienced in the last 15 months
- 4) Select all medication categories that a patient has received in the last 15 months
- 5) Follow the instructions for next steps based on the clinical eligibility determination

▶ Email questions about disease categories, group levels, and/or finding specific codes to [PRISM.admin@dshs.wa.gov](mailto:PRISM.admin@dshs.wa.gov).

▶ Email questions about Health Home eligibility to [healthhomes@hca.wa.gov](mailto:healthhomes@hca.wa.gov).

**1) ProviderOne Client ID** ▶ Enter into the box provided

ProviderOne Client ID

**2) Demographic Information** ▶ Fill in using the drop down boxes provided

Gender  Age

**3) Disease Categories** ▶ Select all that apply using the check boxes provided

DISEASE CATEGORY	GROUP LEVEL *	DESCRIPTION/EXAMPLE	COMMON ICD-9 / ICD-10 CODES **
Cancer	<input type="checkbox"/> Very High	Pancreatic cancer, secondary malignant neoplasms	<input type="text" value="View Common ICD9 / ICD10 Codes for Cancer (very high)"/>
	<input type="checkbox"/> High	Lung cancer, ovarian cancer	<input type="text" value="View Common ICD9 / ICD10 Codes for Cancer (high)"/>
	<input checked="" type="checkbox"/> Medium	Mouth, breast or brain cancer, malignant melanoma	<input type="text" value="View Common ICD9 / ICD10 Codes for Cancer (medium)"/>
	<input type="checkbox"/> Low	Colon, cervical, or prostate cancer, carcinomas in situ	<input type="text" value="View Common ICD9 / ICD10 Codes for Cancer (low)"/>
Cardiovascular	<input type="checkbox"/> Very High	Heart transplant status/complications	<input type="text" value="View Common ICD9 / ICD10 Codes for Cardiovascular (very high)"/>
	<input type="checkbox"/> Medium	Congestive heart failure, cardiomyopathy	<input type="text" value="View Common ICD9 / ICD10 Codes for Cardiovascular (medium)"/>
	<input checked="" type="checkbox"/> Low	Endocardial disease, myocardial infarction, angina	<input type="text" value="View Common ICD9 / ICD10 Codes for Cardiovascular (low)"/>
	<input type="checkbox"/> Extra Low	Hypertension	<input type="text" value="View Common ICD9 / ICD10 Codes for Cardiovascular (extra low)"/>
Central Nervous System	<input type="checkbox"/> High	Quadriplegia, amyotrophic lateral sclerosis	<input type="text" value="View Common ICD9 / ICD10 Codes for CNS (high)"/>
	<input type="checkbox"/> Medium	Paraplegia, muscular dystrophy, multiple sclerosis	<input type="text" value="View Common ICD9 / ICD10 Codes for CNS (medium)"/>
	<input type="checkbox"/> Low	Epilepsy, Parkinson's disease, cerebral palsy, migraine	<input type="text" value="View Common ICD9 / ICD10 Codes for CNS (low)"/>
Cerebrovascular	<input type="checkbox"/> Low	Intracerebral hemorrhage, precerebral occlusion	<input type="text" value="View Common ICD9 / ICD10 Codes for Cerebrovascular (low)"/>

**Clinical Eligibility Results:**

**Risk Score** 1.54

**Clinical Eligibility** Eligible (Risk  $\geq 1.5$ )

**5) Instructions** ▶ Patient is clinically eligible. Click the Next Steps button (or go to the Next Steps sheet) and follow the instructions to send information to the Health Care Authority for further determination of Health Home eligibility.



# Health Home Clinical Eligibility Tool

## • Sending Information to the Health Care Authority

- Select and Copy the table in the “Next Steps” sheet
- Paste into an email to [healthhomes@hca.wa.gov](mailto:healthhomes@hca.wa.gov)
- **Note:** You must encrypt the email before sending to HCA
- HCA will consider the request, determine Health Home program eligibility for the client, and will respond to the email with the determination

Next Steps ▶ Send the information below to the Health Care Authority in an encrypted email

[Return to Tool](#)

▶ Copy the table below and paste it into an email to [healthhomes@hca.wa.gov](mailto:healthhomes@hca.wa.gov) for further determination of Health Home program eligibility.

▶ **Warning:** You must encrypt the email before sending the information below to the Health Care Authority. Click to view [instructions on how to encrypt an email message in Outlook](#), or refer to your organization's encryption procedure.

ProviderOne ID:	0123456789WA
Risk Score:	1.54
Clinical Eligibility:	Eligible (Risk >= 1.5)
Demographics:	Male-age 45 to 64
Disease Categories:	Cardiovascular (low); Gastro (medium); Skin (low); Substance use (very low); Cancer (medium);
Medication Categories:	



# Health Home Clinical Eligibility Tool

- **Questions about how to use the Health Home Clinical Eligibility Tool**
  - Send to [PRISM.admin@dshs.wa.gov](mailto:PRISM.admin@dshs.wa.gov)
- **Questions about program eligibility or other aspects of Health Homes**
  - Send to [healthhomes@hca.wa.gov](mailto:healthhomes@hca.wa.gov)

