

Involuntary Treatment Act for Substance Use Disorders

Secure Withdrawal Management Report

October 1, 2021 to December 31, 2021

Background

On April 1, 2018, two changes in the adult and youth Involuntary Treatment Act (ITA) for Substance Use Disorders (SUD) went into effect.

1. Designated mental health professionals became designated crisis responders (DCRs).
2. Community members who are a danger to themselves or others, other's property, or gravely disabled due to a drug or alcohol problem may be involuntarily detained to a **secure withdrawal management and stabilization (SWMS)** facility.

There are **three facilities** that currently provide **SWMS**¹ services: **American Behavioral Health Services (ABHS)**, located in Chehalis; **ABHS Cozza**, located in Spokane; and **Valley Cities**, located in Kent.

Capacity and Average Daily Census

The SWMS bed capacity varies by facility, currently at **61 beds**. A total of **240 individuals were served** between October 1 and December 31, 2021. In the reporting period, the **Average Daily Census (ADC)**² increased slightly, from **37 in October to 39 in each of November and December**. The **bed utilization rates**³ varied from **60%** in October to **64%** in November.

Facility	Capacity	Clients Served: Past 3 Months	October-21		November-21		December-21	
			ADC	% Capacity	ADC	% Capacity	ADC	% Capacity
ABHS Chehalis	21	105	10.9677	52.23%	13.5	64.29%	16.2903	77.57%
ABHS Cozza	24	92	16.8065	70.03%	17.3667	72.36%	15.5882	64.95%
Valley Cities	16	43	9.129	57.06%	8.0667	50.42%	6.6452	41.53%
All Facilities	61	240	37	60.50%	39	63.83%	39	63.15%

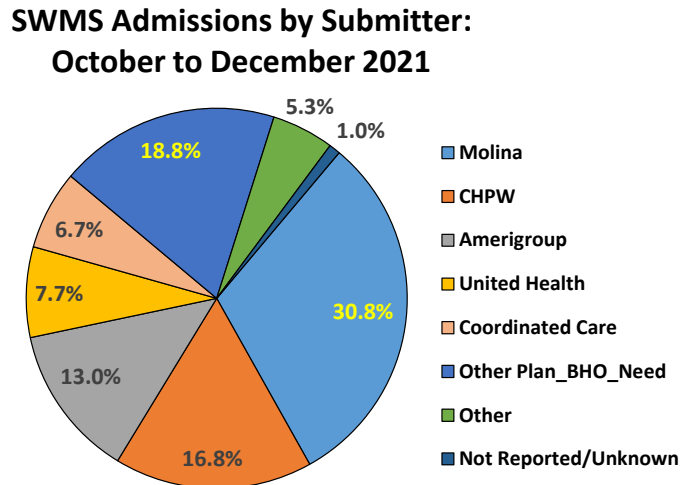
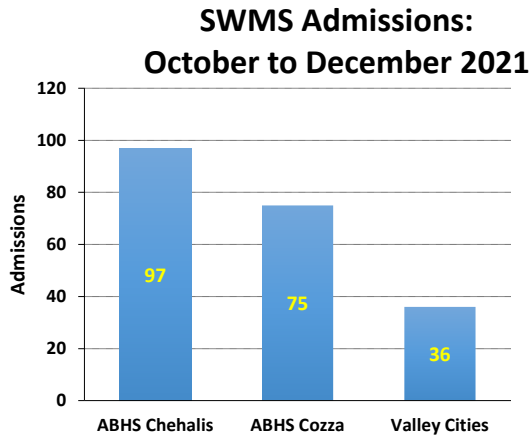
¹ **Data Sources:** SWMS Facilities, October to December 2021. A fourth facility, Excelsior (located in Spokane), will provide SWMS services to youth, once fully operational.

² The facility monthly ADC is calculated by dividing the number of bed days by facility (i.e., the total days in a month in which clients were occupying a bed) by the number of active days by facility (i.e., the number of days in a month within which one or more individuals comprised the daily census). The total monthly ADC is a rounded sum of the facility monthly ADCs.

³ The bed utilization rate (expressed as "% Capacity") is calculated by dividing the facility monthly ADC by each facility's capacity; and by dividing the total monthly ADC by the composite total capacity of all participating facilities.

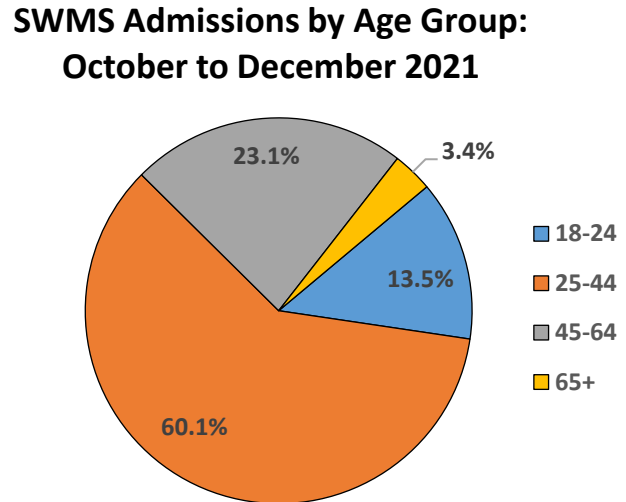
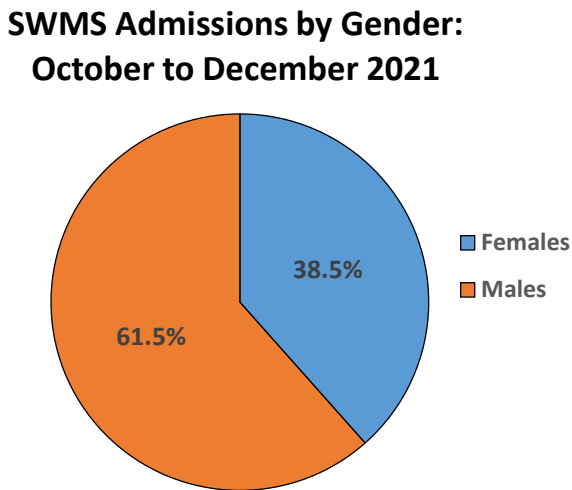
Admissions

There were **208 admissions** to SWMS between October 1 and December 31, 2021. **Clients enrolled via Molina Healthcare** comprised the highest percentage admitted (**31%**) to SWMS during the reporting period.



"Other Plan_BHO_Need" includes Beacon, Great Rivers BH, Greater Columbia, Kaiser, King BHASO, North Sound, Premera, Providence Health Plan, Regence/Blue Shield, Salish, Spokane, and Thurston-Mason.
"Other" includes Inactive, Medicare, Native (American client), and No Insurance.

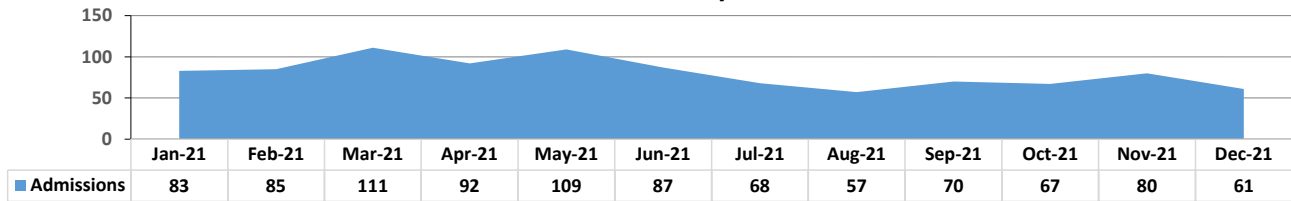
Admissions vary by gender⁴ and age grouping (all adults). **Males (62%)**, and **persons ages 25-44 (60%)** comprised most admissions during the reporting period.



⁴ Indicates a person's self-identified gender.

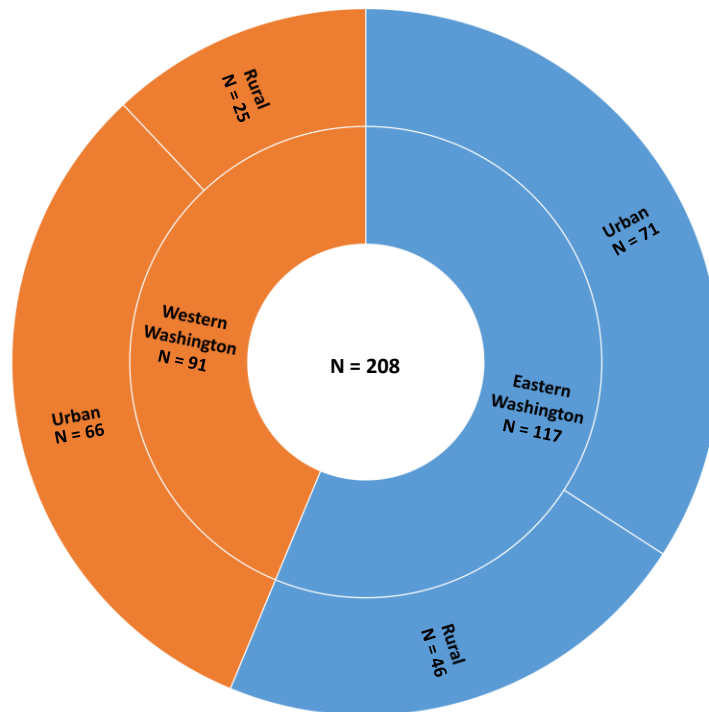
The average count of admissions during **October-December 2021 (69.3)** was **18.2 percent lower** than the average count of admissions in the **preceding 9-month period (84.7)**.

SWMS Admissions: January 2021 to December 2021



Admissions to SWMS varied by **rural v. urban counties of detention⁵**, and by the geographic area (Eastern Washington at **56%**, and Western Washington at **44%**). Admissions from **urban counties of detention outnumbered admissions from rural counties** by nearly **2 to 1 (66% [urban] v. 34% [rural])**.

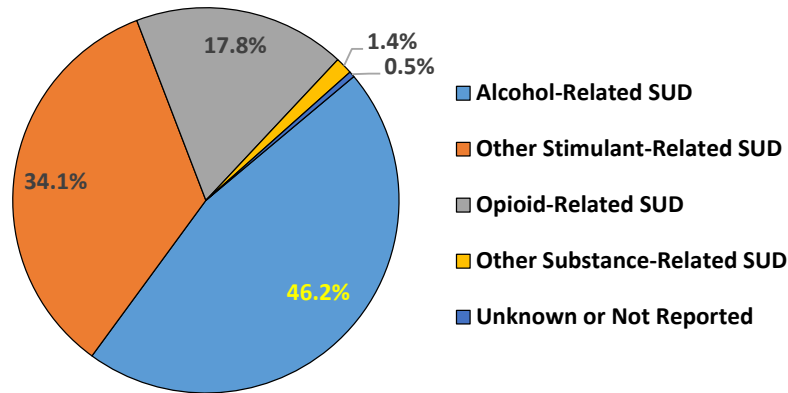
SWMS Admissions: October to December 2021
Eastern Washington and Western Washington
Urban and Rural Counties



⁵ Rural counties with admissions during the reporting period include Adams, Chelan, Clallam, Cowlitz, Franklin, Island, Jefferson, Kittitas, Lewis, Mason, Okanogan, San Juan, Skagit, Walla Walla, and Yakima counties. Urban counties with admissions during the reporting period include Benton, Clark, King, Kitsap, Pierce, Snohomish, Spokane, Thurston, and Whatcom counties. Records where the County of Detention is "Unknown" were attributed to the facility county in which the SWMS event occurred. **Source (Rural/Urban County Flags):** Washington Department of Health, based on population data from Washington State Office of Financial Management, April 2017 (DOH 609-003).

Admissions whereby clients presented with **Alcohol-Related SUD diagnoses**⁶ comprised the plurality (**46%**) of SWMS admissions during the reporting period.

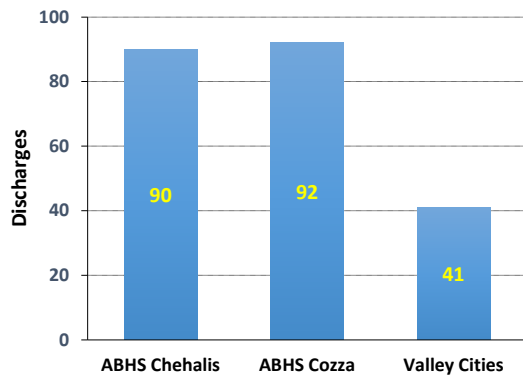
SWMS Admissions by SUD Diagnostic Group: October to December 2021



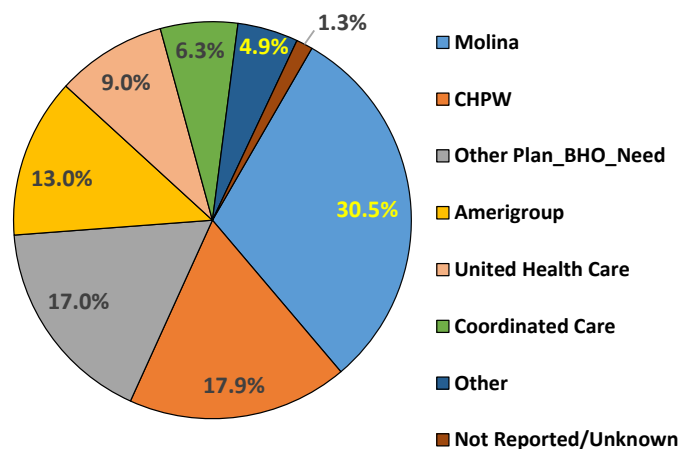
Discharges

There were **223 discharges** from SWMS between October 1 and December 31, 2021. Clients enrolled via **Molina Healthcare** comprised the highest percentage discharged (**31%**) from SWMS during the reporting period.

SWMS Discharges: October to December 2021



SWMS Discharges by Submitter: October to December 2021



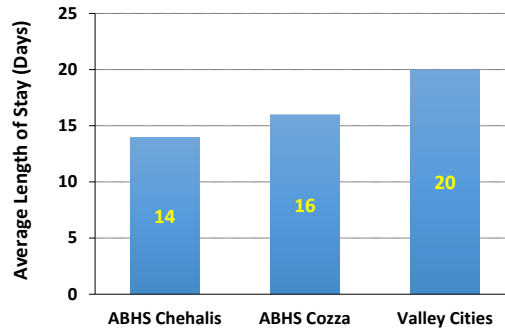
"Other Plan_BHO_Need" includes Beacon, Great Rivers BH, Greater Columbia, Kaiser, King BHASO, North Sound, Premera, Providence Health Plan, Regence/Blue Shield, Salish, Spokane, and Thurston-Mason.

"Other" includes Inactive, Medicare, Native (American client), and No Insurance.

⁶ SUD Diagnostic Groups are comprised of ICD-10 diagnoses that signify substance use, abuse, or dependence. "Other Stimulant-Related SUD" is synonymous with use, abuse, or dependence of amphetamines, methamphetamine, other psychostimulants (i.e., therapeutics such as mixed amphetamine [e.g., Adderall], methylphenidate [e.g., Ritalin], or modafinil [e.g., Provigil]), and caffeine. "Other Substance-Related SUD" includes diagnoses of substance use, abuse, or dependence related to cannabis, or to sedatives/hypnotics/anxiolytics.

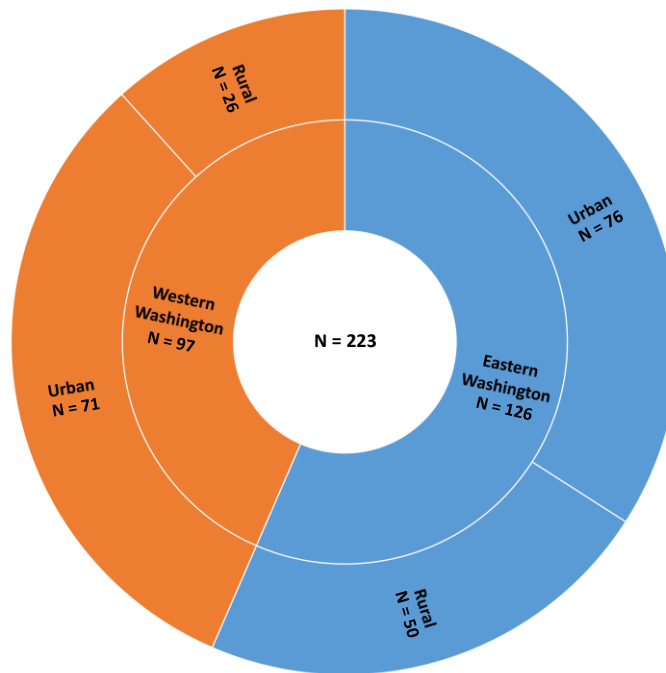
The overall **average length of stay (LOS)** was **16 days**, which has **increased over time**. The LOS measured during the reporting period varied by facility.

**Average LOS in SWMS:
October to December 2021**



Discharges from SWMS varied by **rural v. urban counties of detention**⁷, and by the geographic area. Counties of detention located in **Eastern Washington** comprised the majority (**57%**) of SWMS discharges during the reporting period. Discharges from **urban counties of detention outnumbered discharges from rural counties** by nearly **2 to 1 (66% [urban] v. 34% [rural])**.

**SWMS Discharges: October to December 2021
Eastern Washington and Western Washington
Urban and Rural Counties**



⁷ Rural counties with discharges during the reporting period include Adams, Chelan, Clallam, Cowlitz, Franklin, Island, Jefferson, Kittitas, Lewis, Mason, Okanogan, San Juan, Skagit, Walla Walla, and Yakima counties. Urban counties with discharges during the reporting period include Benton, Clark, King, Kitsap, Pierce, Snohomish, Spokane, Thurston, and Whatcom counties. Records where the County of Detention is "Unknown" were attributed to the facility county in which the SWMS event occurred. **Source (Rural/Urban County Flags):** Washington Department of Health, based on population data from Washington State Office of Financial Management, April 2017 (DOH 609-003).

The supermajority (82%) of SWMS discharges had “Voluntary” as the Legal Status at the point of discharge.

SWMS Discharges by Legal Status

