



ADDRESSING THE OPIOID CRISIS IN WASHINGTON

Medicaid Transformation Learning Symposium

October 24, 2018

Opioid Response Landscape

- Federal
 - The Opioid Crisis Response Act (2018)
 - State Targeted Response Grant = \$11.8 million per year (2017)
 - State Opioid Response Grant = \$21.5 million per year (2018)
 - CDC Opioid Overdose Crisis Response = \$3 million per year (2018)
- Washington State
 - House bill 1427 (2017)
 - Opioid-related budget items (FY2018)
- Accountable Communities of Health
 - Medicaid transformation demonstration projects
- Local health jurisdictions and local governments

State Opioid Response Plan

Priority Goals

**Goal 1:
Prevent opioid
misuse & abuse**



**Prevent misuse in
youth & improve
prescribing practices**

**Goal 2:
Treat opioid
use disorder**



**Expand
access to
treatment**

**Goal 3:
Reduce
morbidity &
mortality**



**Distribute
naloxone to
heroin users**

**Goal 4:
Use data to
monitor &
evaluate**



**Optimize and
expand data
sources**

Priority Actions

Source: <https://www.doh.wa.gov/YouandYourFamily/PoisoningandDrugOverdose/OpioidMisuseandOverdosePrevention>

Opioid Prescribing Feedback Reports for Chief Medical Officers



Health Facility Name
 Facility NPI#
 CMO last name, first name
 Reporting Period: MM/YYYY-MM/YYYY

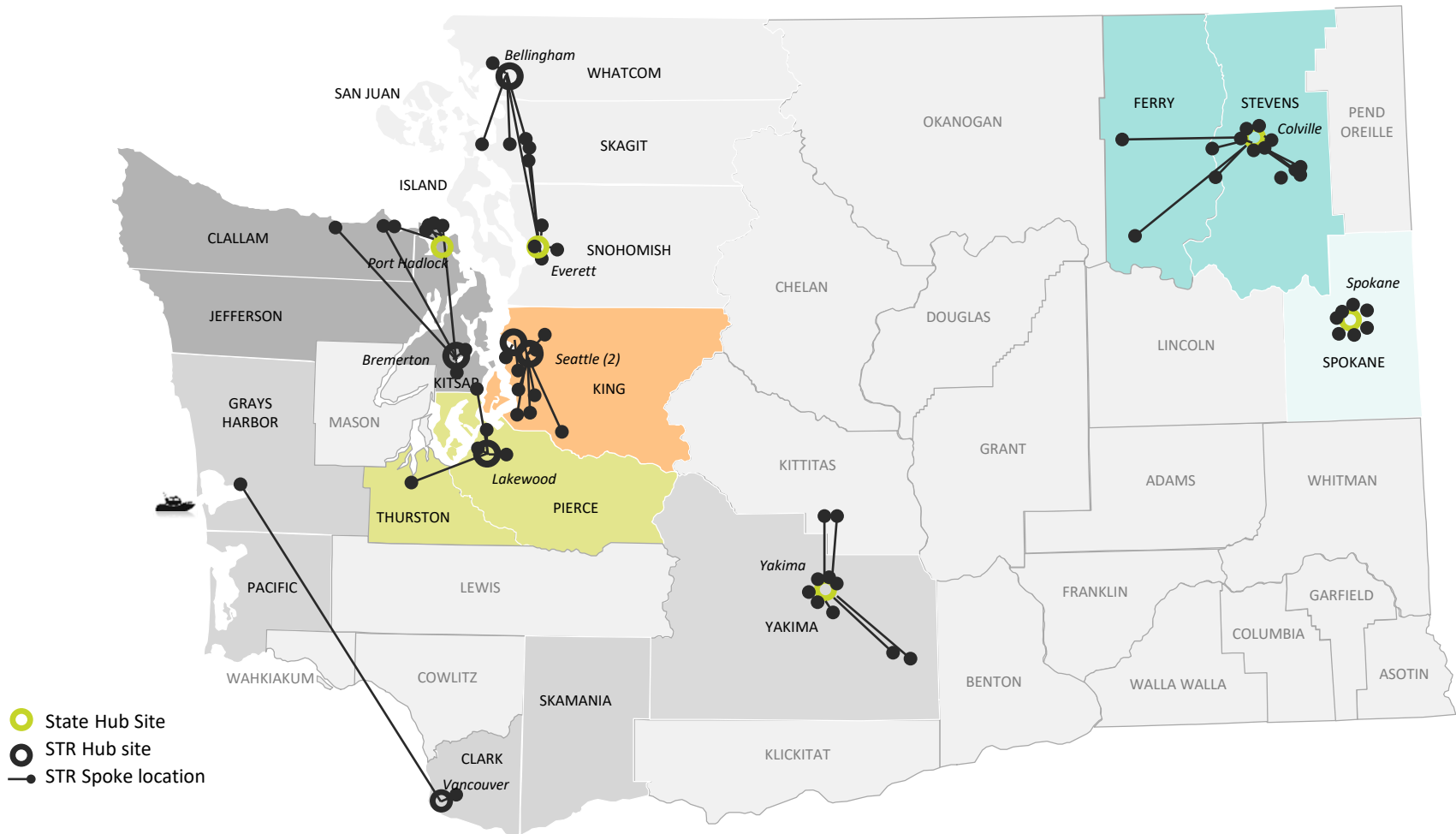
Washington State Opioid Prescriber Feedback Report

[Download csv file](#)

Prescriber	Prescriber's NPI #	Has WA PMP access	Prescriber's Specialty	Number of WA Prescribers in Specialty	% ACUTE OPIOID PRESCRIPTIONS >18 DOSES FOR PEDIATRIC PATIENTS		% ACUTE OPIOID PRESCRIPTIONS >42 DOSES FOR ADULT PATIENTS		% NEW PATIENTS WITH >7 DAYS' SUPPLY OF OPIOIDS		% PATIENTS WITH CONCURRENT OPIOID AND SEDATIVE PRESCRIPTIONS	
					Prescriber	Specialty Average	Prescriber	Specialty Average	Prescriber	Specialty Average	Prescriber	Specialty Average
YOU		yes	Internal medicine	25,699	15%	18%	30%	29%	13%	32%	27%	18%
Last name, first name		no	Psychiatry	19,002	14%	30%	47%	41%	56%	40%	20%	24%
Last name, first name		yes	Pediatrics	15,682	84%	64%	0%	1%	39%	21%	8%	15%
Last name, first name		no	Internal medicine	25,699	26%	18%	10%	29%	22%	32%	2%	18%
Last name, first name		--	--		--	--	--	--	--	--	--	--
Last name, first name		--	--		--	--	--	--	--	--	--	--
Last name, first name		--	--		--	--	--	--	--	--	--	--
Last name, first name		--	--		--	--	--	--	--	--	--	--
Last name, first name		--	--		--	--	--	--	--	--	--	--
Last name, first name		--	--		--	--	--	--	--	--	--	--
Last name, first name		--	--		--	--	--	--	--	--	--	--
Last name, first name		--	--		--	--	--	--	--	--	--	--
Last name, first name		--	--		--	--	--	--	--	--	--	--
Last name, first name		--	--		--	--	--	--	--	--	--	--
Last name, first name		--	--		--	--	--	--	--	--	--	--
Last name, first name		--	--		--	--	--	--	--	--	--	--
Last name, first name		--	--		--	--	--	--	--	--	--	--
Last name, first name		--	--		--	--	--	--	--	--	--	--
Last name, first name		--	--		--	--	--	--	--	--	--	--
Last name, first name		--	--		--	--	--	--	--	--	--	--
Last name, first name		--	--		--	--	--	--	--	--	--	--



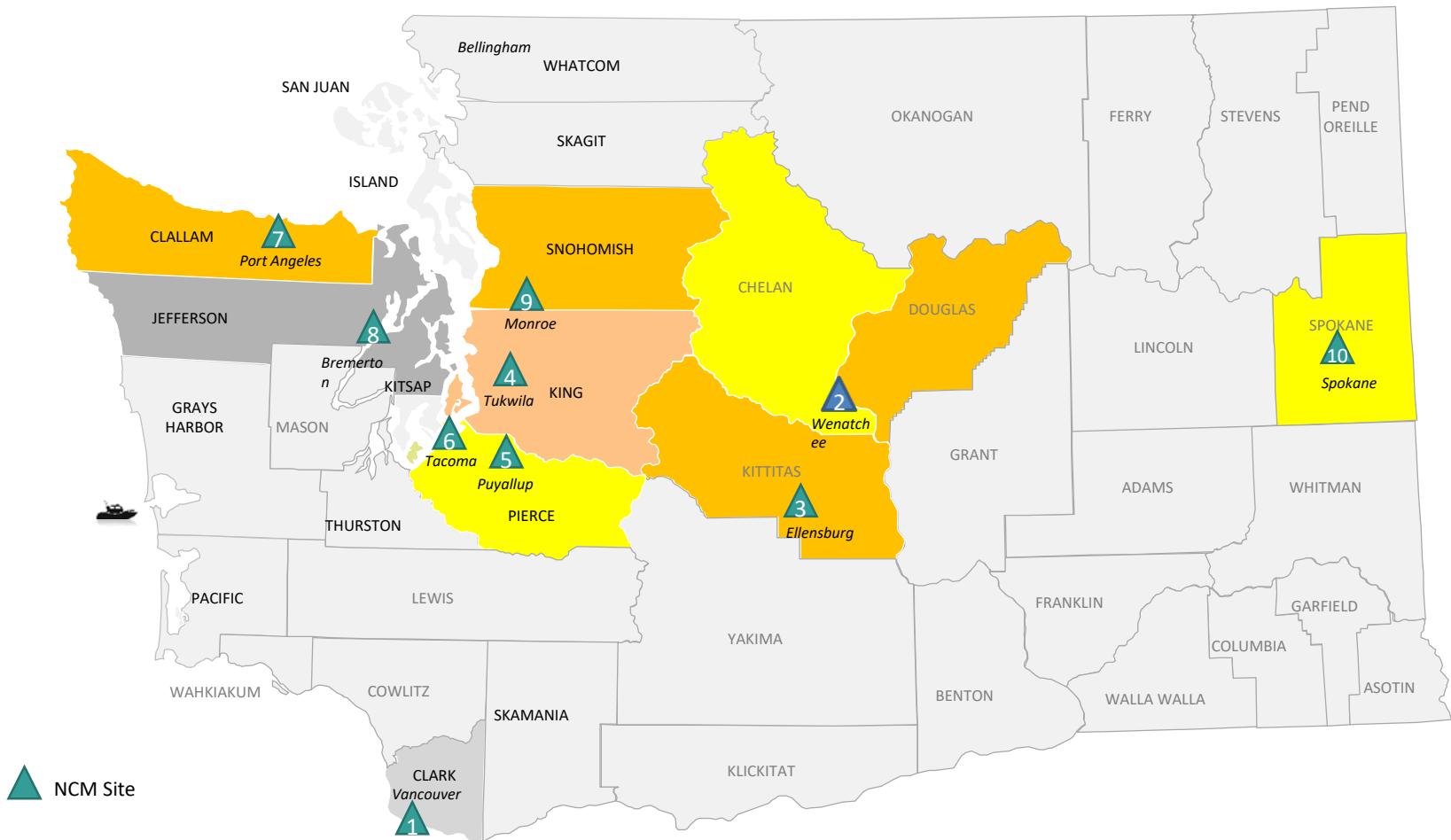
WA Opioid Treatment Networks



DATA SOURCE: Division of Behavioral Health and Recovery.

NOTES: STR Spoke locations may represent more than one clinic or agency providing MAT services or referrals to the STR Hub site.

WA Nurse Care Manager Sites



DATA SOURCE: Division of Behavioral Health and Recovery

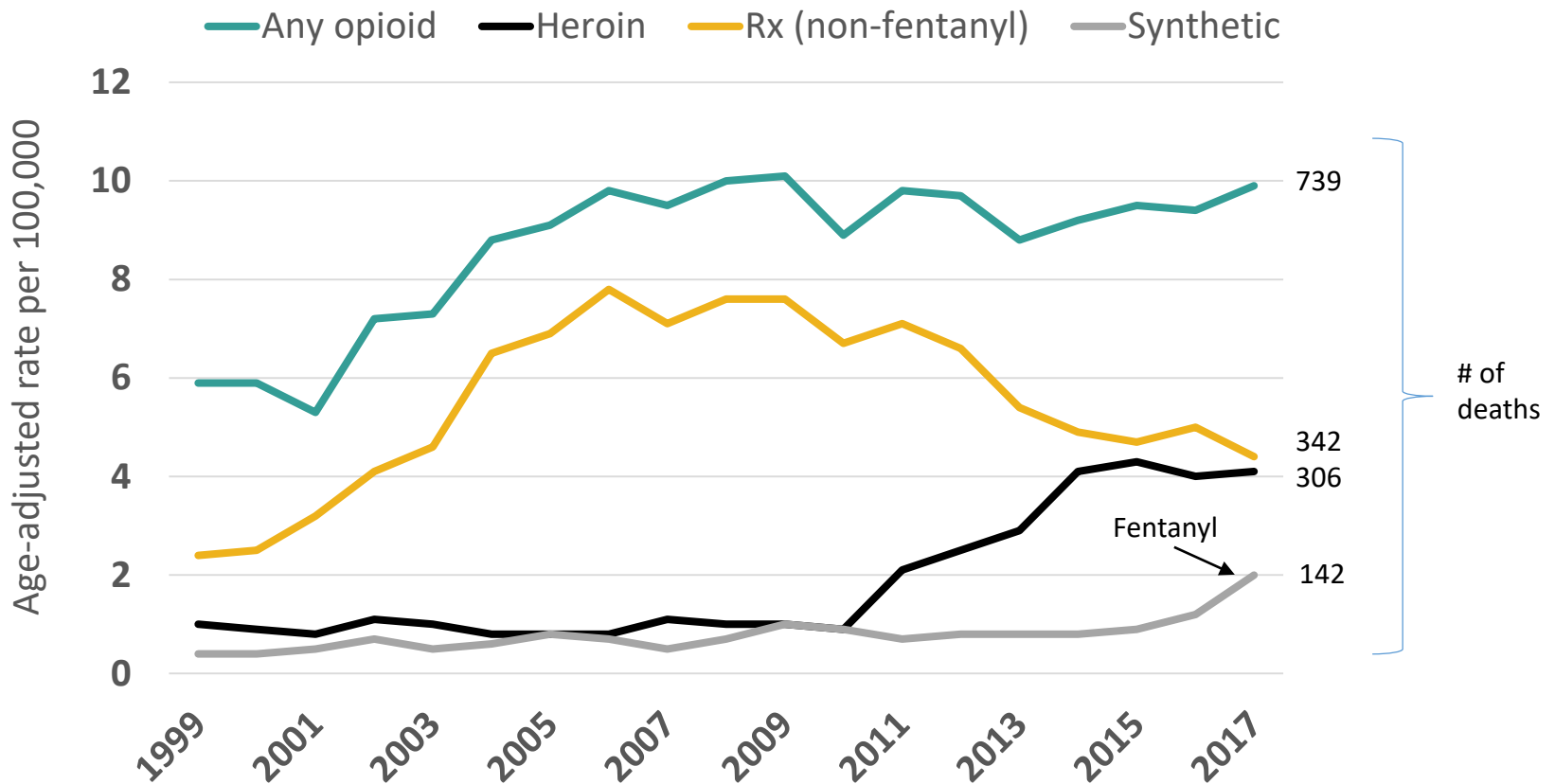


Washington State
Health Care Authority



Washington State Department of Health is committed to providing customers with forms and publications in appropriate alternate formats. Requests can be made by calling 800-525-0127 or by email at civil.rights@doh.wa.gov. TTY users dial 711.

Opioid-related Overdose Deaths, WA 2000–2017



Source: DOH Death Certificates
 Note: prescription opioid overdoses exclude synthetic opioid overdoses