





Washington State Common Measure Set on Health Care Quality and Cost – 2016 (Approved January 2016)

MEASURE	MEASURE STEWARD	DATA SOURCE	PUBLIC REPORTING – RESULTS AVAILABLE BY:				
			State	County/ ACH	Health Plan	Medical Group	Hospital
Access to Primary Care and Prevention – Children/Adolescents							
Child and Adolescent Access to Primary Care Providers	NCQA	WHA*	✓	✓	✓		
Well-Child Visits - Ages 3–6 years	NCQA	WHA*	✓	✓	✓	✓	
Weight Assessment and Counseling for Nutrition and Physical Activity for Children/Adolescents	NCQA	Health Plans via NCQA	✓		✓		
Oral Health: Primary Caries Prevention Offered by Primary Care (Medicaid population only)	HCA	HCA	✓	✓			
Immunizations: Childhood Status	NCQA	DOH – WA/IIS	✓	✓			
Immunizations: Adolescent Status	NCQA	DOH – WA/IIS	✓	✓			
Immunizations: HPV Vaccine for Adolescents (Male and Female)	NCQA	DOH – WA/IIS	✓	✓			
Access to Primary Care and Prevention – Adults							
Adult Access to Primary Care Providers	NCQA	WHA*	✓	✓	✓		
Weight Assessment (BMI) for Adults	NCQA	Health Plans via NCQA	✓		✓		
Adult Tobacco Use	CDC	DOH - BRFS	✓	✓			
Medical Assistance with Smoking and Tobacco Use Cessation	NCQA	Health Plans via NCQA	✓		✓		
Unintended Pregnancies	CDC	DOH - PRAMS	✓				
Immunizations: Influenza	AMA-PCPI	DOH – WA/IIS	✓	✓			
Immunization: Pneumonia Vaccination - Ages 65+	CDC	DOH - BRFS	✓	✓			
Health Screening: Colorectal Cancer (Commercially Insured Population Only)	NCQA	WHA*	✓	✓	✓	✓	
Health Screening: Breast Cancer	NCQA	WHA*	✓	✓	✓	✓	
Health Screening: Cervical Cancer	NCQA	WHA*	✓	✓	✓	✓	
Health Screening: Chlamydia	NCQA	WHA*	✓	✓	✓	✓	

WHA* = The Washington Health Alliance produces results for the state, counties, ACHS, and medical groups. Health Plan results are drawn from NCQA Quality Compass.



Health Plans* = Results are generated directly by the health plans and submitted to the Washington Health Alliance for reporting (not available via NCQA Quality Compass).

Washington State Common Measure Set on Health Care Quality and Cost – 2016 (Approved January 2016)



MEASURE	MEASURE STEWARD	DATA SOURCE	PUBLIC REPORTING – RESULTS AVAILABLE BY:				
			State	County/ACH	Health Plan	Medical Group	Hospital
Behavioral Health							
Adult Mental Health Status	CDC	DOH - BRFSS	✓	✓			
Follow-up After Hospitalization for Mental Illness @ 7 days and 30 days	NCQA	Health Plans via NCQA	✓		✓		
Follow-up After Discharge from ER for Mental Health, Alcohol or Other Drug Dependence @ 30 days 	NCQA	Health Plans*			✓		
Mental Health Service Penetration (Broad Version) 	DSHS	Health Plans*/DSHS			✓		
Substance Use Disorder Treatment Penetration (Medicaid Insured Population Only) 	DSHS	DSHS			✓		
30-day Psychiatric Inpatient Readmissions (Medicaid population only)	DSHS	DSHS	✓				
Depression: Medication Management @ 12 weeks (Acute Phase) and 6 months (Continuation Phase)	NCQA	WHA*	✓	✓	✓	✓	
Effective Management of Chronic Illness in the Outpatient Setting							
Medication Management for People with Asthma 	NCQA	WHA*	✓	✓	✓	✓	
COPD: Use of Spirometry Testing in Diagnosis	NCQA	WHA*	✓	✓	✓		
Hospitalization for Chronic Obstructive Pulmonary Disorder (COPD) or Asthma	AHRQ	WHA*	✓	✓			
Diabetes: Blood Sugar (HbA1c) Testing	NCQA	WHA*	✓	✓	✓	✓	
Diabetes: Blood Sugar (HbA1c) Poor Control (>9.0%)	NCQA	Health Plans via NCQA	✓		✓		
Diabetes: Eye Exam	NCQA	WHA*	✓	✓	✓	✓	
Diabetes: Kidney Disease Screening	NCQA	WHA*	✓	✓	✓	✓	
Diabetes: Blood Pressure Control (<140/90 mm Hg)	NCQA	Health Plans via NCQA	✓		✓		
Cardiovascular Disease: Blood Pressure Control	NCQA	Health Plans via NCQA	✓		✓		

WHA* = The Washington Health Alliance produces results for the state, counties, ACHS, and medical groups. Health Plan results are drawn from NCQA Quality Compass.

Health Plans* = Results are generated directly by the health plans and submitted to the Washington Health Alliance for reporting (not available via NCQA Quality Compass).


 = New measure in 2016.  = New/Replacement – new measure replaces 2015 measure that is no longer supported by measure steward.


Washington State Common Measure Set on Health Care Quality and Cost – 2016 (Approved January 2016)

MEASURE	MEASURE STEWARD	DATA SOURCE	PUBLIC REPORTING – RESULTS AVAILABLE BY:				
			State	County/ACH	Health Plan	Medical Group	Hospital
Statin Therapy for Patients with Cardiovascular Disease 	NCQA	WHA*	✓	✓	✓	✓	
Medication Safety: Adherence to Prescribed Medications (3 types)	PQA	WHA	✓	✓		✓	
Medication Safety: Monitoring Patients on Hypertension Medications	NCQA	WHA*	✓	✓	✓	✓	
Generic Medication Prescribing (5 types)	Alliance	WHA	✓	✓		✓	
Patient Experience with Primary Care (Provider Communication)	AHRQ	WHA	✓			✓	
Ensuring Appropriate Care: Avoiding Overuse							
Appropriate Testing for Children with Pharyngitis (before use of antibiotics)	NCQA	WHA*	✓	✓	✓	✓	
Avoidance of Antibiotic Treatment in Adults with Acute Bronchitis	NCQA	WHA*	✓	✓	✓	✓	
Avoidance of X-ray, MRI and CT Scan for Low Back Pain	NCQA	WHA*	✓	✓	✓	✓	
Potentially Avoidable ER Use	GHC	WHA	✓	✓		✓	✓
Emergency Department Visits per 1,000 	NCQA	Health Plans via NCQA			✓		
Effective Hospital-Based Care							
30-day All-Cause Hospital Readmissions (Commercially-insured Population Only)	NCQA	WHA*	✓	✓	✓	✓	✓
Cesarean Deliveries	TJC	WSHA	✓				✓
Hospital 30-Day Death (Mortality) Rates for Heart Attack	CMS	WSHA/CMS					✓
Catheter-associated Urinary Tract Infections	CDC	WSHA	✓				✓
Stroke Care: Timely Thrombolytic Therapy	TJC	WSHA	✓				✓
Patient Falls with Injury	DOH/ANA	WSHA	✓				✓
Patient Safety for 11 Indicators (Composite)	AHRQ	WSHA/CMS					✓
Patient Experience (Discharge Information, Medicines Explained)	CMS	WSHA/CMS					✓

WHA* = The Washington Health Alliance produces results for the state, counties, ACHS, and medical groups. Health Plan results are drawn from NCQA Quality Compass.

Health Plans* = Results are generated directly by the health plans and submitted to the Washington Health Alliance for reporting (not available via NCQA Quality Compass).

 = New measure in 2016.

 = New/Replacement – new measure replaces 2015 measure that is no longer supported by measure steward.

Washington State Common Measure Set on Health Care Quality and Cost – 2016 (Approved January 2016)

MEASURE	MEASURE STEWARD	DATA SOURCE	PUBLIC REPORTING – RESULTS AVAILABLE BY:				
			State	County/ ACH	Health Plan	Medical Group	Hospital
<i>Cost of Care</i>							
Annual Per-Capita State-purchased Health Care Spending Growth Relative to State GDP	HCA	HCA	✓				
Medicaid per Enrollee Spending	HCA	HCA	✓				
Public Employee per Enrollee Spending	HCA	HCA	✓				