



Personal Health Initiatives

September 2009

UNCLASSIFIED





Introduction

- **Personal Health Record (PHR) Establishing Infrastructures (leverage)**
 - Microsoft HealthVault
 - Google Health
 - Beneficiary Feedback
- **Establish a presence (early presence)**
 - 1-5% patient use anticipated initially (estimated)
 - Driver for TRICARE Interoperability
- **MHS funded effort**
- **Leverage BHIE and existing connectors (re-use NDAA skills at exchanging information)**
- **Aligned with MHS/AMEDD Patient Focus policies/guidance**





What is a PHR?

- Electronic copy of information from a patient's electronic health record
- Available online
- Can be shared
- Can be fed/populated from many EHR sources





Why use a PHR?

- Convenience
- Portability
- Safety
- Information/Control





What does the current PHR Contain?

- **Allergies**
- **Active Medications**
- **Lab Results**
- **Inpatient/Outpatient Records**
- **Appointments**
- **Personally added documentation/Other sources**
- **Immunizations**





How does it work? Why join?


- Requires Microsoft and or Google account
- For feed from military records an ID card check
- Active Duty can join with their CAC card
- You can stop the feed at anytime
- Privacy/Sharing





Next Steps


- Initial Pilot delivered 30 NOV 2008
- Follow on efforts include secure provider/patient messaging, provider portal, improved content including health tips and reminders
- Integration with TOL for appointing and medication refills
- Development of a patient and clinical portal
- Partnering with the VA for joint delivery of PHR capabilities
- Support of the Medical Home Initiative at NNMC, Bethesda, MD






Secure Messaging

- Allows asynchronous and synchronous communications
- Allows for medication refill/renewal
- Allows for the release of lab results
- Pre-hospital documentation
- Appointment requests
- Nurse Triage
- Health reminders






Questions?






Back Up Slides





Work Flow

Beneficiary Work Flow

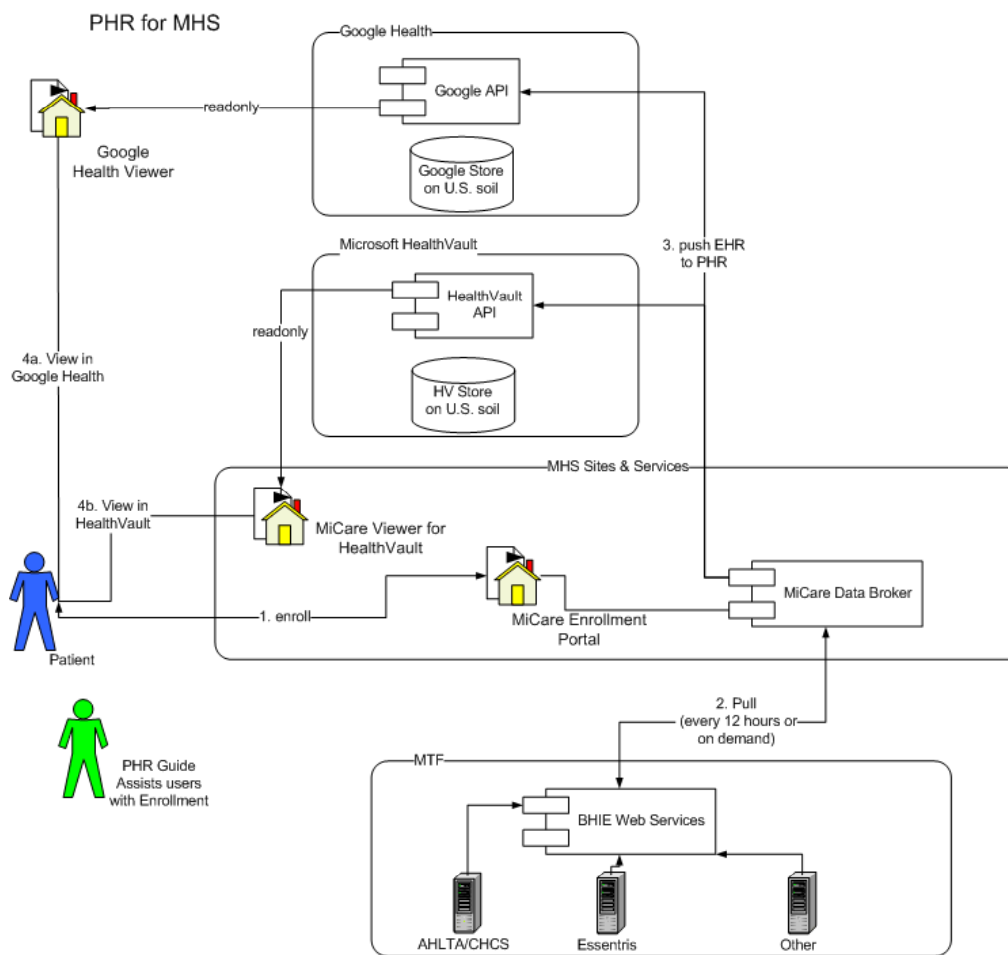



System Work Flow





Architecture




- Patient decides:
1. What data to transmit
 2. Where to send data
 3. How to view data 





Mechanics

- Establish beneficiary ID, register in PHR of Choice (MS or Google)
- Register beneficiary and provide instructions for accessing <http://www.ebenefits.va.gov/> is a possible site to link from
- Match patient in BHIE framework and indicate which PHR to feed information
- Assist beneficiary in registering dependents as requested
- CAC registration for service members
- Clinical information:
 - Allergies, active medications, immunizations, labs, rad results, appointments, inpatient/outpatient notes





TURN THIS



INTO THIS



Manage all your family's health information from one place.

My Family Health Folder makes it easy to reduce the clutter and keep all your family's important health information in one place.

Share important documentation such as images, lab results, and prescriptions with your family doctor and keep your family's health data updated in real-time with a new generation of health devices and online tools designed to work together to improve your health.





Contact Information

COL Keith L. Salzman, MD, MPH
MAMC/WRMC Chief, Informatics
253-968-3255

Keith.salzman@us.army.mil

Rick Barnhill
MAMC/WRMC Program Manager, Informatics
253-968-4376

Richard.barnhill@us.army.mil

