

Involuntary Treatment Act for Substance Use Disorders

Secure Withdrawal Management Report

October 1, 2021 to December 31, 2021

Background

On April 1, 2018, two changes in the adult and youth Involuntary Treatment Act (ITA) for Substance Use Disorders (SUD) went into effect.

1. Designated mental health professionals became designated crisis responders (DCRs).
2. Community members who are a danger to themselves or others, other's property, or gravely disabled due to a drug or alcohol problem may be involuntarily detained to a **secure withdrawal management and stabilization (SWMS)** facility.

There are **three facilities** that currently provide **SWMS¹** services: **American Behavioral Health Services (ABHS)**, located in Chehalis; **ABHS Cozza**, located in Spokane; and **Valley Cities**, located in Kent.

Capacity and Average Daily Census

The SWMS bed capacity varies by facility, currently at **61 beds**. A total of **215 individuals were served** between October 1 and December 31, 2021². In the reporting period, the **Average Daily Census (ADC)**³ increased slightly, from **37 in October** to **39 in each of November and December**. The **bed utilization rates⁴** varied from **60%** in October to **65%** in December.

Facility	Capacity	Cases: Past 3 Months ²	Clients Served: Past 3 Months ²	October-21		November-21		December-21	
				ADC	% Capacity	ADC	% Capacity	ADC	% Capacity
ABHS Chehalis	21	105	103	10.968	52.23%	13.966	66.50%	16.290	77.57%
ABHS Cozza	24	92	86	16.806	70.03%	17.367	72.36%	16.563	69.01%
Valley Cities	16	43	43	9.129	57.06%	8.067	50.42%	6.645	41.53%
All Facilities	61	240	215	37	60.50%	39	64.59%	39	64.75%

¹ Data Sources: SWMS Facilities, October to December 2021.

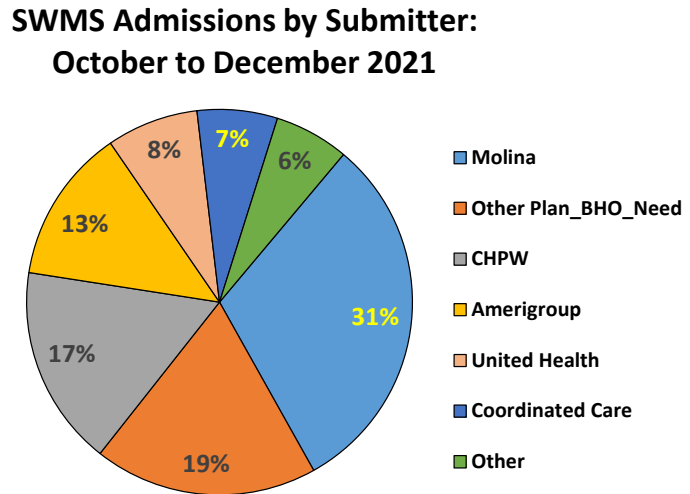
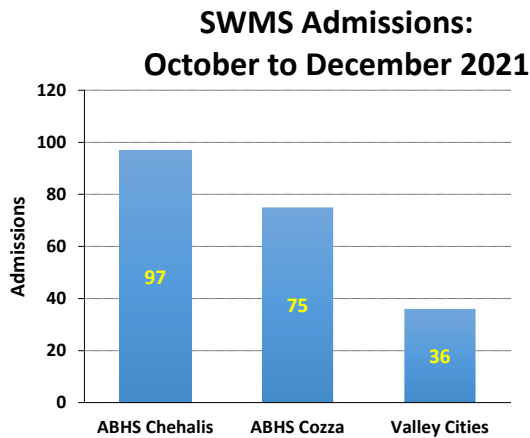
² "Cases" include service counts in the reporting period of SWMS events tied to admissions, open active cases, and discharges by facility and month. "Clients Served" include unduplicated counts of individuals served in SWMS in the reporting period, by facility and month. The "All Facilities" count of "Clients Served" is an overall unduplicated figure; as such, the counts of "Clients Served" by Facility will not sum to the "All Facilities" count of "Clients Served."

³ The facility monthly ADC is calculated by dividing the number of bed days by facility (i.e., the total days in a month in which clients were occupying a bed) by the number of active days by facility (i.e., the number of days in a month within which one or more individuals comprised the daily census). The total monthly ADC is a rounded sum of the facility monthly ADCs.

⁴ The bed utilization rate (expressed as "% Capacity") is calculated by dividing the facility monthly ADC by each facility's capacity; and by dividing the total monthly ADC by the composite total capacity of all participating facilities. The rate is rounded to the next one-hundredth of a percentage point, for purposes of illustration for the ADC table.

Admissions

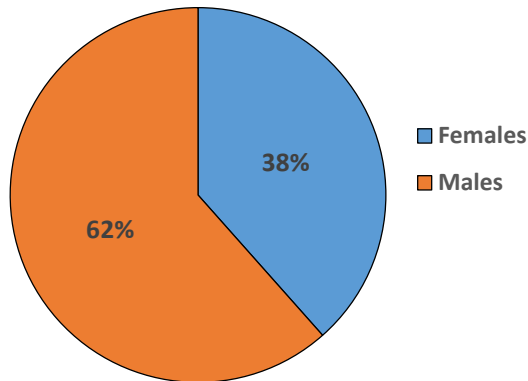
There were **208 admissions** to SWMS between October 1 and December 31, 2021. **Clients enrolled via Molina Healthcare** comprised the highest percentage of admissions (**31%**)⁵ to SWMS during the reporting period.



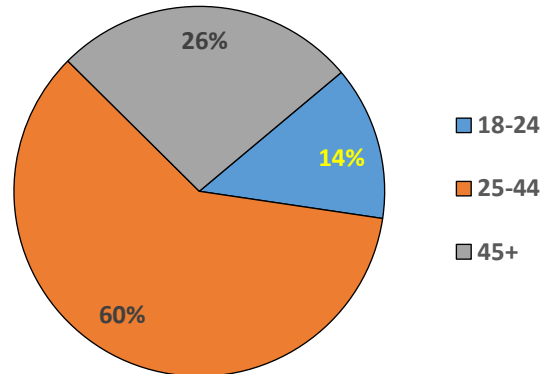
⁵ "Other Plan_BHO_Need" includes Beacon, Great Rivers BH, Greater Columbia, Kaiser, King BHASO, North Sound, Premera, Providence Health Plan, Regence/Blue Shield, Salish, Spokane, and Thurston-Mason.
⁶ "Other" includes Inactive, Medicare, Native (American client), No Insurance, and Not Reported/Unknown.

Admissions vary by gender⁶ and age grouping (all adults). **Males (62%)**, and **persons ages 25-44 (60%)**⁷ comprised most admissions during the reporting period.

**SWMS Admissions by Gender:
October to December 2021**



**SWMS Admissions by Age Group:
October to December 2021**



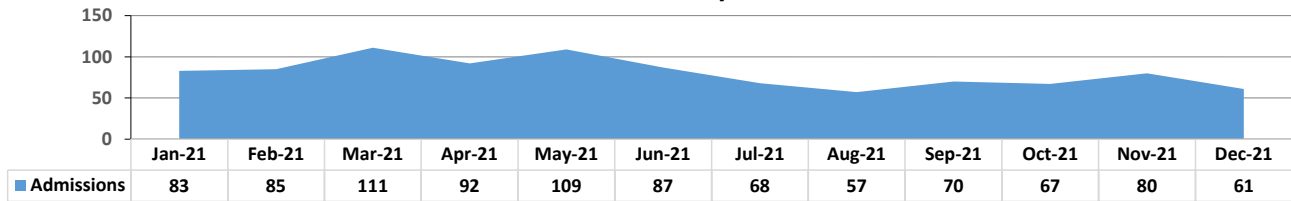
⁵ Percentages are rounded upward to the nearest integer. As such, figures may not sum to 100 percent.

⁶ Indicates a person's self-identified gender.

⁷ The age groups "45-64" and "65+" were combined for the "SWMS Admissions by Age Group" chart, to avert data suppression.

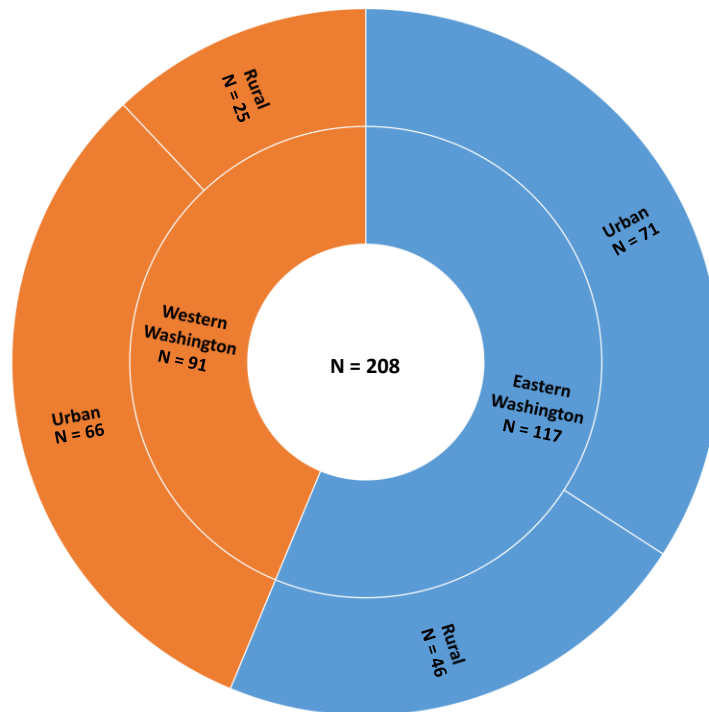
The average count of admissions during **October-December 2021 (69.3)** was **18.1 percent lower** than the average count of admissions in the **preceding 9-month period (84.7)**.

SWMS Admissions: January 2021 to December 2021



Admissions to SWMS varied by **rural v. urban counties of detention⁸**, and by the geographic area (Eastern Washington at **56%**, and Western Washington at **44%**). Admissions from **urban counties of detention outnumbered admissions from rural counties** by nearly **2 to 1 (66% [urban] v. 34% [rural])**.

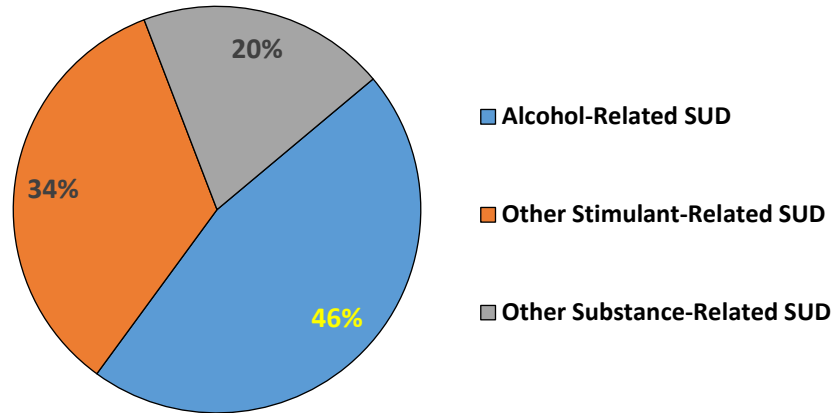
SWMS Admissions: October to December 2021
Eastern Washington and Western Washington
Urban and Rural Counties



⁸ Rural counties with admissions during the reporting period include Adams, Chelan, Clallam, Cowlitz, Franklin, Island, Jefferson, Kittitas, Lewis, Mason, Okanogan, San Juan, Skagit, Walla Walla, and Yakima counties. Urban counties with admissions during the reporting period include Benton, Clark, King, Kitsap, Pierce, Snohomish, Spokane, Thurston, and Whatcom counties. **Source (Rural/Urban County Flags):** Washington Department of Health, based on population data from Washington State Office of Financial Management, April 2017 (DOH 609-003).

Admissions whereby clients presented with **Alcohol-Related SUD diagnoses**⁹ comprised the plurality (**46%**) of SWMS admissions during the reporting period.

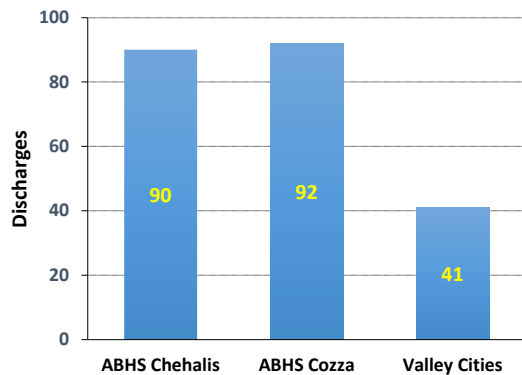
SWMS Admissions by SUD Diagnostic Group: October to December 2021



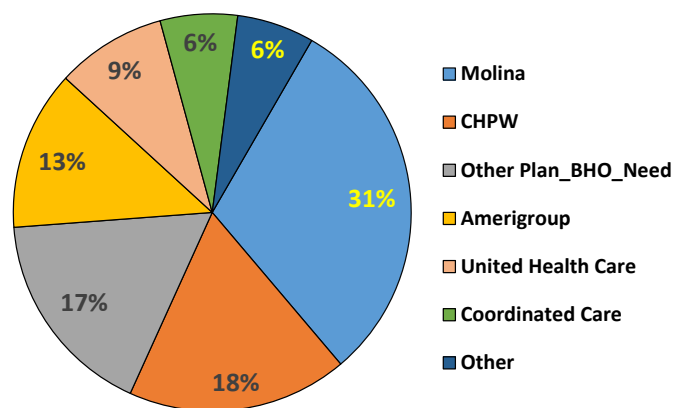
Discharges

There were **223 discharges** from SWMS between October 1 and December 31, 2021. **Clients enrolled via Molina Healthcare** comprised the highest percentage of discharges (**31%**)¹⁰ from SWMS during the reporting period.

SWMS Discharges: October to December 2021



SWMS Discharges by Submitter: October to December 2021

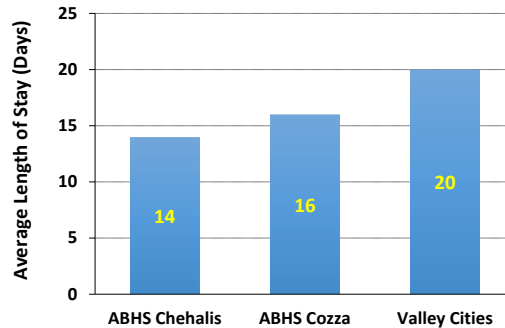


⁹ SUD Diagnostic Groups are comprised of ICD-10 diagnoses that signify substance use, abuse, or dependence. "Other Stimulant-Related SUD" is synonymous with use, abuse, or dependence of amphetamines, methamphetamine, other psychostimulants (i.e., therapeutics such as mixed amphetamine [e.g., Adderall], methylphenidate [e.g., Ritalin], or modafinil [e.g., Provigil]), and caffeine. "Other Substance-Related SUD" includes diagnoses of substance use, abuse, or dependence related to cannabis, opioids, or to sedatives/hypnotics/anti-anxiety; and Not Reported/Unknown.

¹⁰ Where applicable, percentages are rounded upward to the nearest integer. As such, figures may not sum to 100 percent.

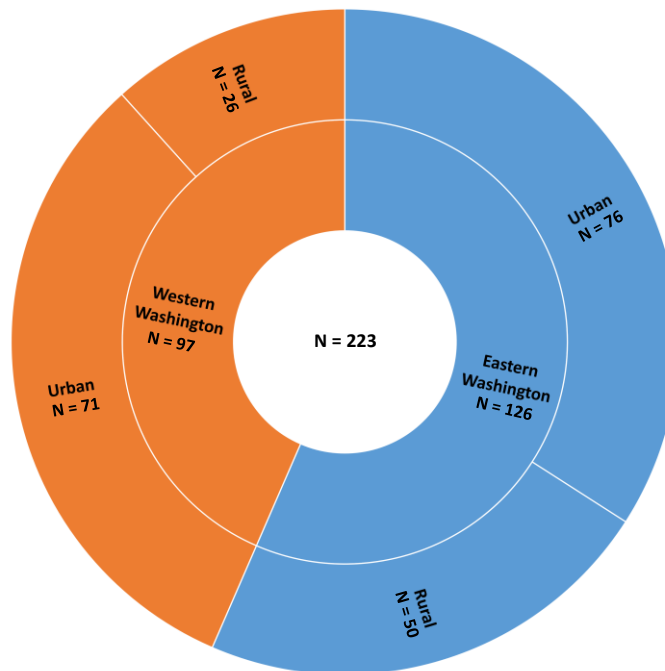
The overall **average length of stay (LOS)** was **16 days**, which has **moderated over time**. The LOS measured during the reporting period varied by facility.

**Average LOS in SWMS:
October to December 2021**



Discharges from SWMS varied by **rural v. urban counties of detention**¹¹, and by the geographic area. Counties of detention located in **Eastern Washington** comprised the majority (**57%**) of SWMS discharges during the reporting period. Discharges from **urban counties of detention outnumbered discharges from rural counties** by nearly **2 to 1 (66% [urban] v. 34% [rural])**.

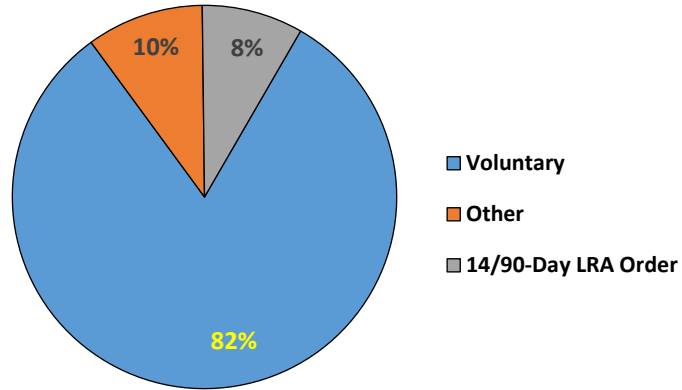
**SWMS Discharges: October to December 2021
Eastern Washington and Western Washington
Urban and Rural Counties**



¹¹ Rural counties with discharges during the reporting period include Adams, Chelan, Clallam, Cowlitz, Franklin, Island, Jefferson, Kittitas, Lewis, Mason, Okanogan, San Juan, Skagit, Walla Walla, and Yakima counties. Urban counties with discharges during the reporting period include Benton, Clark, King, Kitsap, Pierce, Snohomish, Spokane, Thurston, and Whatcom counties. **Source (Rural/Urban County Flags):** Washington Department of Health, based on population data from Washington State Office of Financial Management, April 2017 (DOH 609-003).

The supermajority (**82%**) of SWMS discharges had “**Voluntary**” as the **Legal Status**¹² at the point of discharge.

SWMS Discharges by Legal Status



¹² "Other" (Legal Status) includes Custody Transfer(s) and Not Reported/Unknown.