



Recovery Navigator Program Report

All BHASOs

Great Rivers

Greater Columbia

King

North Central

North Sound

Pierce

Salish

Southwest

Spokane

Thurston-Mason

Referral Date Selector

1/1/2023



3/31/2023



Referral and Outreach

Case Management

Referrals & Outreach

6,175
Total

6,002
Outreaches

5,574
Referrals (other)

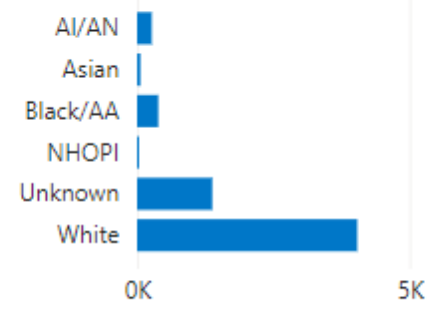
601
Referrals (Law)

4,193
Follow ups

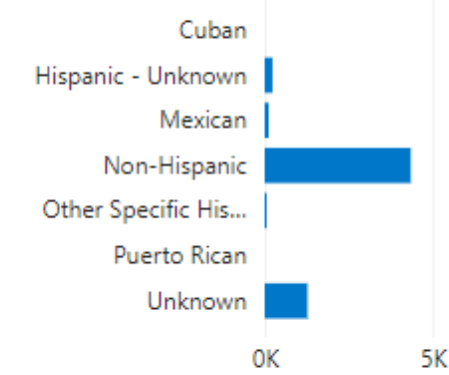
55%
% in 15 minutes

10%
% Law Enforcement Referrals

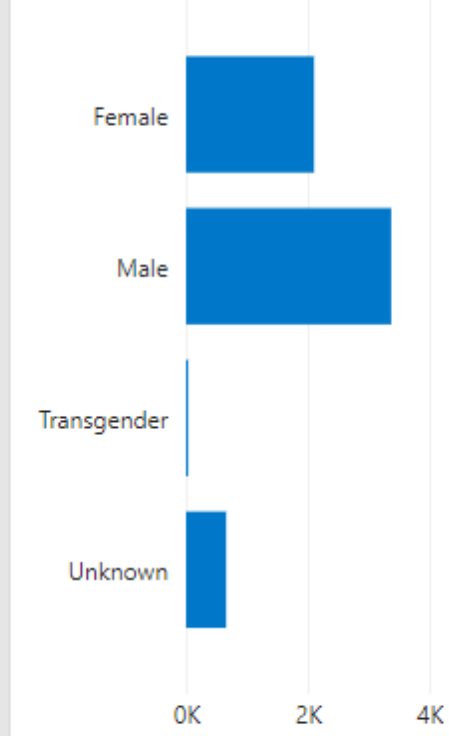
Race Distribution



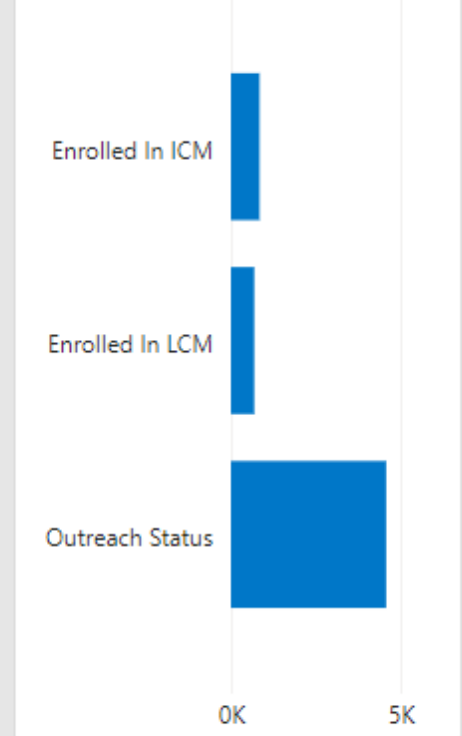
Hispanic Origin



Gender Distribution



Screening Outcomes



Visuals with missing bars or displays of *** indicate small number suppression as per HCA policy to avoid reidentification of individuals served in this program.



Recovery Navigator Program Report

- All BHASOs
- Great Rivers
- Greater Columbia
- King
- North Central
- North Sound
- Pierce
- Salish
- Southwest
- Spokane
- Thurston-Mason

Referral Date Selector

1/1/2023 3/31/2023

- Referral and Outreach
- Case Management**

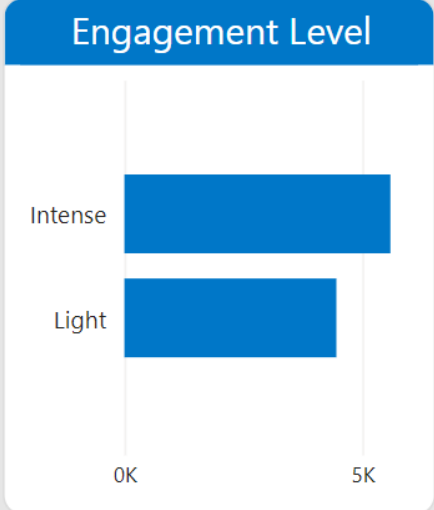
Case Management

10,133
Total

7,849
Follow-ups

3,548
Contingency management

235
Outreach



Visuals with missing bars or displays of *** indicate small number suppression as per HCA policy to avoid reidentification of individuals served in this program.



Recovery Navigator Program Report

- All BHASOs
- Great Rivers**
- Greater Columbia
- King
- North Central
- North Sound
- Pierce
- Salish
- Southwest
- Spokane
- Thurston-Mason

Referral Date Selector

1/1/2023 3/31/2023

- Referral and Outreach**
- Case Management

Referrals & Outreach

1,904
Total

1,901
Outreaches

1,737
Referrals (other)

167
Referrals (Law)

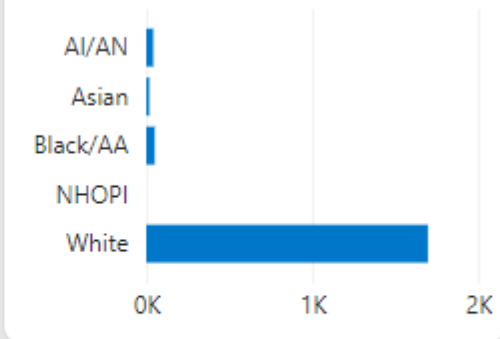
1,506
Follow ups

72%
% in 15 minutes

9%
% Law Enforcement Referrals

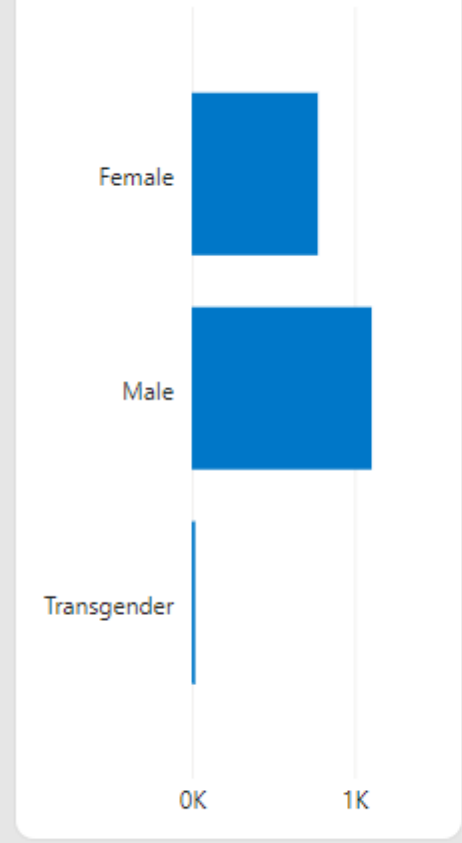
not showing Unknown

Race Distribution

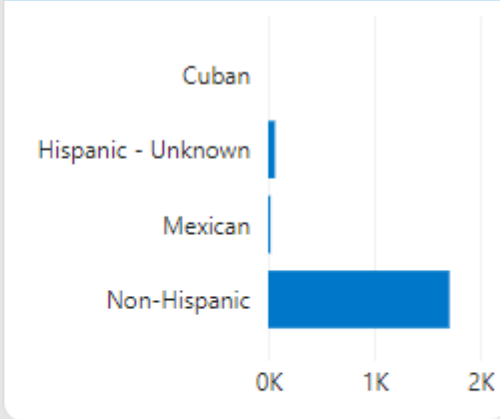


not showing Unknown

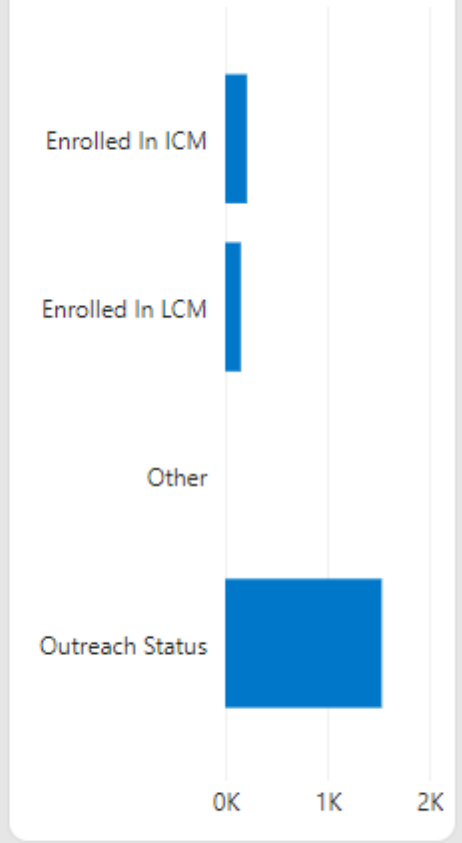
Gender Distribution



Hispanic Origin



Screening Outcomes



Visuals with missing bars or displays of *** indicate small number suppression as per HCA policy to avoid reidentification of individuals served in this program.



Recovery Navigator Program Report

- All BHASOs
- Great Rivers**
- Greater Columbia
- King
- North Central
- North Sound
- Pierce
- Salish
- Southwest
- Spokane
- Thurston-Mason

Referral Date Selector

1/1/2023 3/31/2023

- Referral and Outreach
- Case Management**

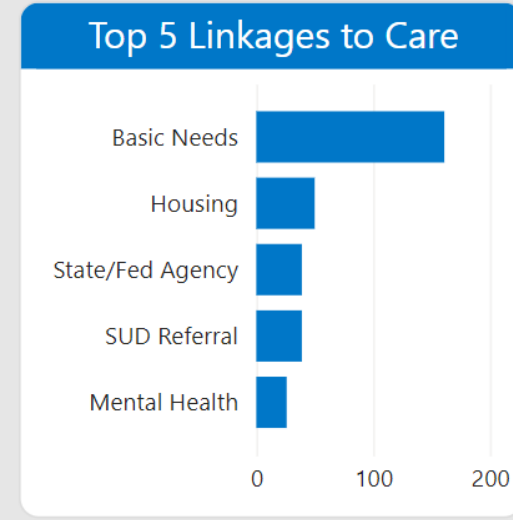
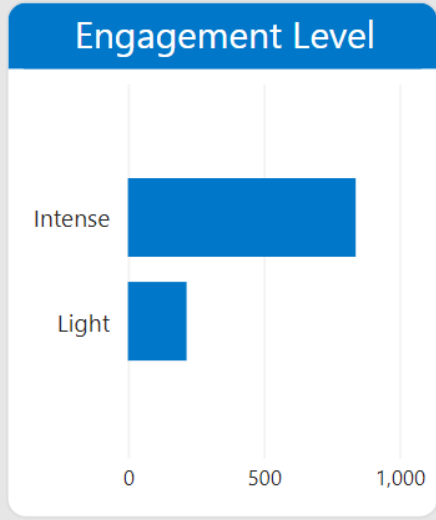
Case Management

1,055
Total

980
Follow-ups

336
Contingency management

Outreach



Visuals with missing bars or displays of *** indicate small number suppression as per HCA policy to avoid reidentification of individuals served in this program.



Recovery Navigator Program Report

- All BHASOs
- Great Rivers
- Greater Columbia**
- King
- North Central
- North Sound
- Pierce
- Salish
- Southwest
- Spokane
- Thurston-Mason

Referral Date Selector

1/1/2023 3/31/2023

- Referral and Outreach**
- Case Management

Referrals & Outreach

269
Total

259
Outreaches

238
Referrals (other)

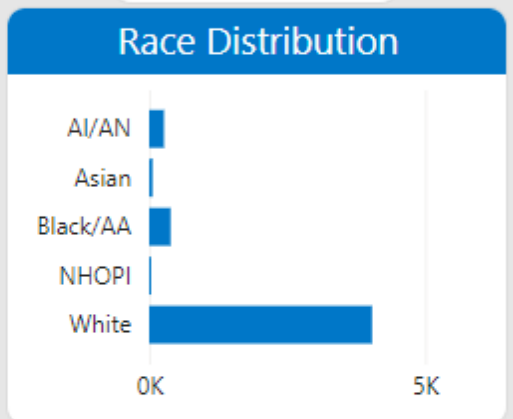
31
Referrals (Law)

127
Follow ups

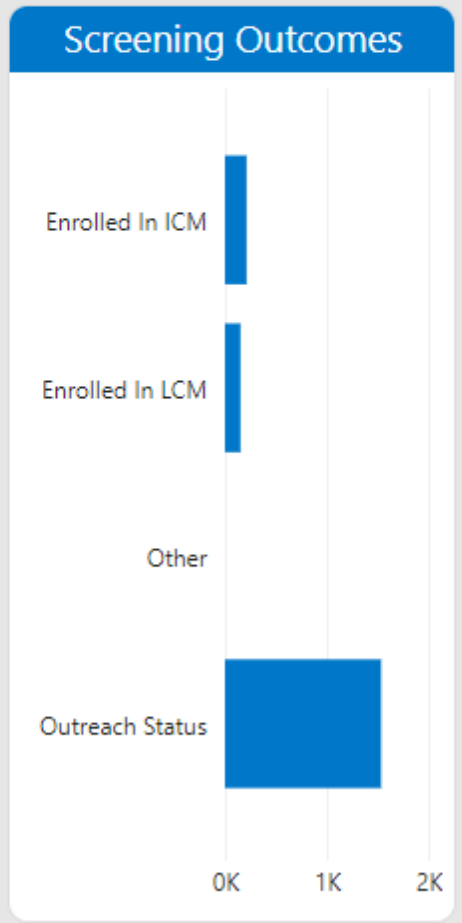
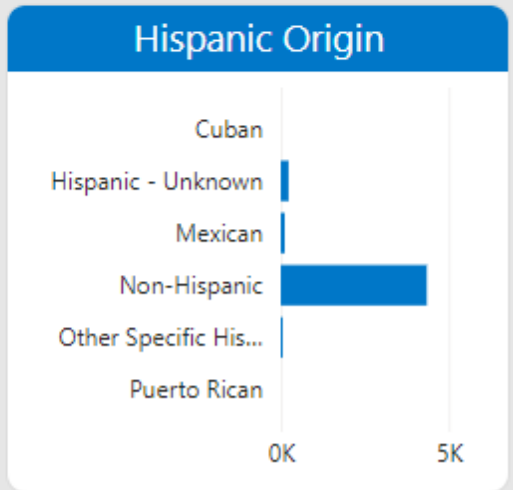
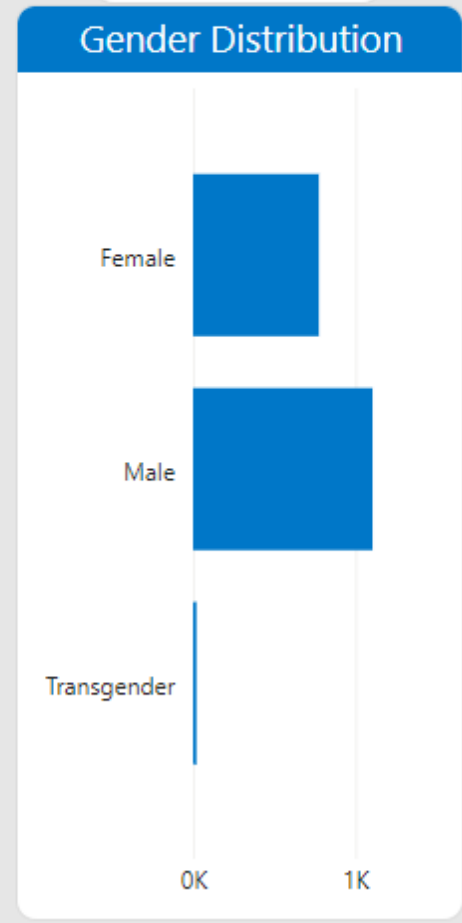
66%
% in 15 minutes

12%
% Law Enforcement Referrals

not showing Unknown



not showing Unknown



Visuals with missing bars or displays of *** indicate small number suppression as per HCA policy to avoid reidentification of individuals served in this program.



Recovery Navigator Program Report

- All BHASOs
- Great Rivers
- Greater Columbia**
- King
- North Central
- North Sound
- Pierce
- Salish
- Southwest
- Spokane
- Thurston-Mason

Referral Date Selector

1/1/2023 3/31/2023

- Referral and Outreach
- Case Management**

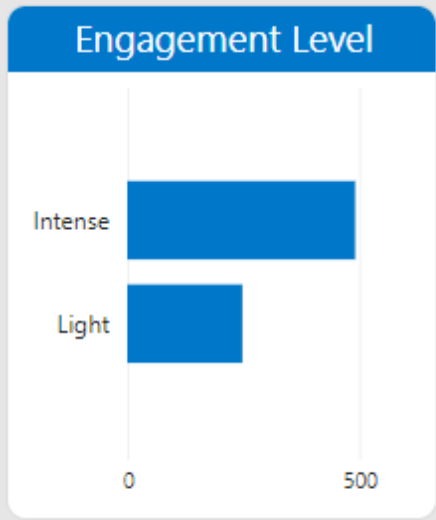
Case Management

742
Total

502
Follow-ups

276
Contingency management

25
Outreach



Visuals with missing bars or displays of *** indicate small number suppression as per HCA policy to avoid reidentification of individuals served in this program.



Recovery Navigator Program Report

- All BHASOs
- Great Rivers
- Greater Columbia
- King**
- North Central
- North Sound
- Pierce
- Salish
- Southwest
- Spokane
- Thurston-Mason

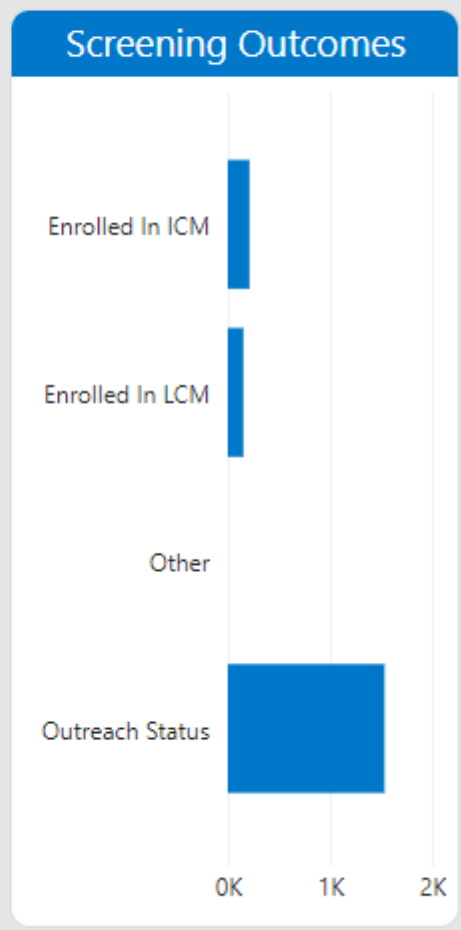
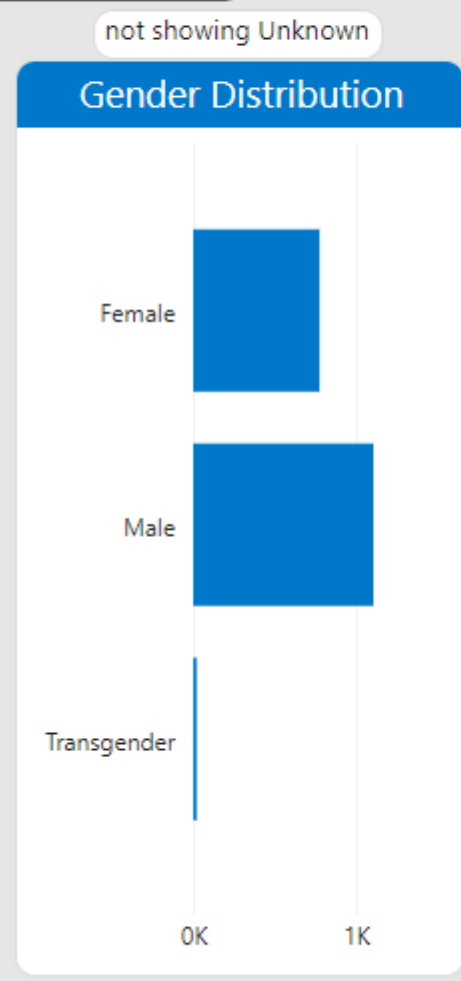
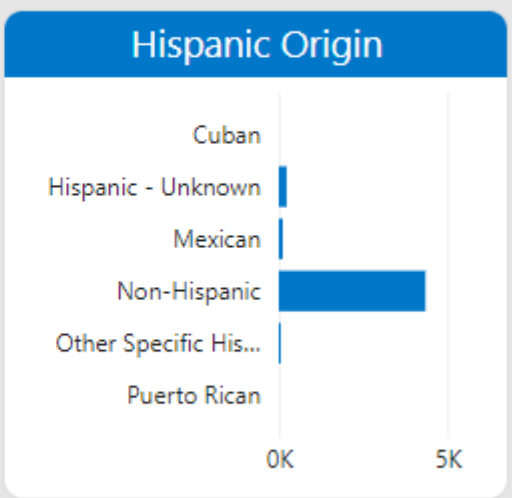
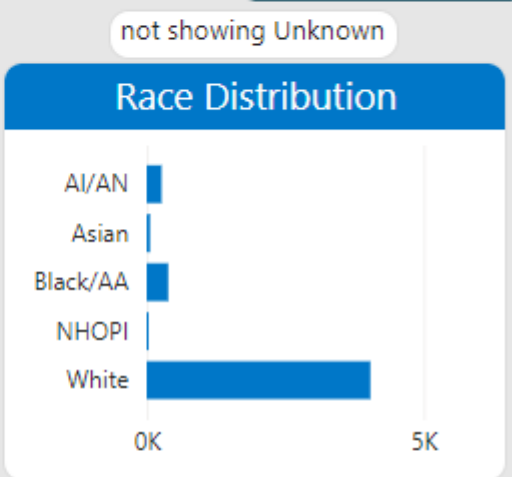
Referral Date Selector

1/1/2023 3/31/2023

- Referral and Outreach**
- Case Management

Referrals & Outreach

- 371**
Total
- 365**
Outreaches
- 321**
Referrals (other)
- 50**
Referrals (Law)
- 333**
Follow ups
- 4%**
% in 15 minutes
- 14%**
% Law Enforcement Referrals



Visuals with missing bars or displays of *** indicate small number suppression as per HCA policy to avoid reidentification of individuals served in this program.



Recovery Navigator Program Report

- All BHASOs
- Great Rivers
- Greater Columbia
- King**
- North Central
- North Sound
- Pierce
- Salish
- Southwest
- Spokane
- Thurston-Mason

Referral Date Selector

1/1/2023 3/31/2023

- Referral and Outreach
- Case Management**

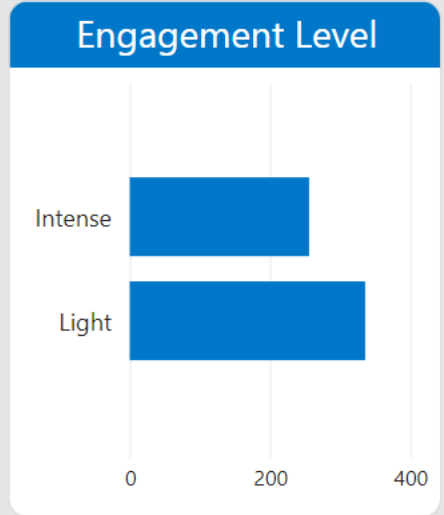
Case Management

592
Total

294
Follow-ups

189
Contingency management

189
Outreach



Visuals with missing bars or displays of *** indicate small number suppression as per HCA policy to avoid reidentification of individuals served in this program.



Recovery Navigator Program Report

- All BHASOs
- Great Rivers
- Greater Columbia
- King
- North Central**
- North Sound
- Pierce
- Salish
- Southwest
- Spokane
- Thurston-Mason

Referral Date Selector

1/1/2023 3/31/2023

- Referral and Outreach**
- Case Management

Referrals & Outreach

270
Total

251
Outreaches

197
Referrals (other)

73
Referrals (Law)

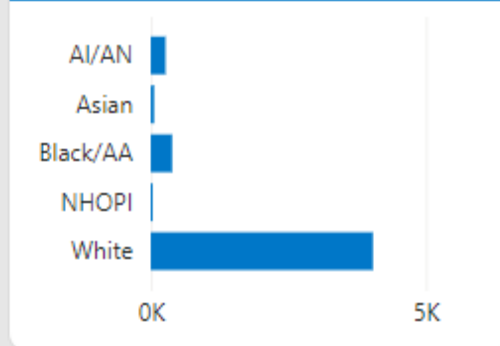
176
Follow ups

80%
% in 15 minutes

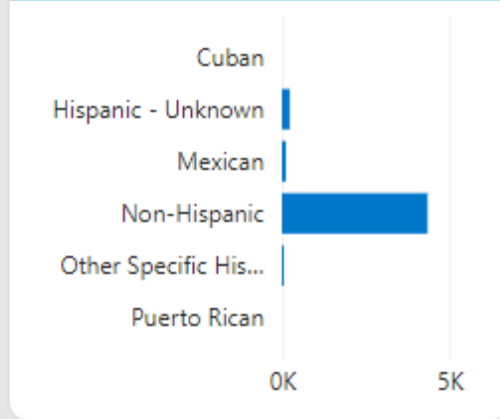
28%
% Law Enforcement Referrals

not showing Unknown

Race Distribution

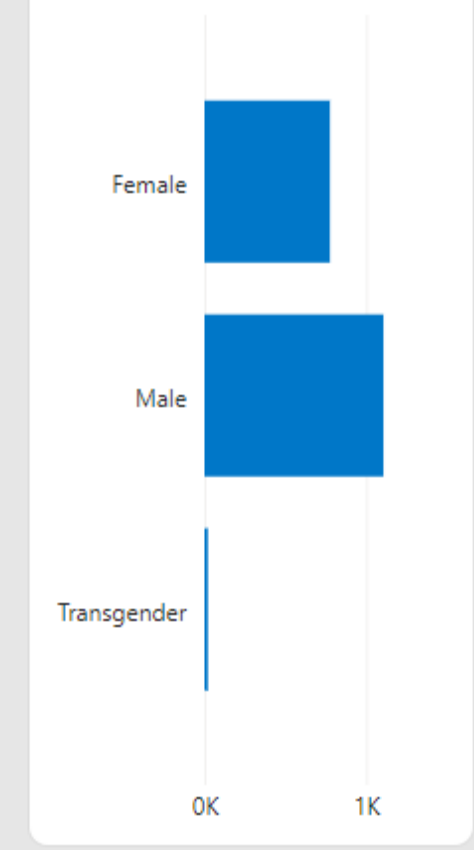


Hispanic Origin

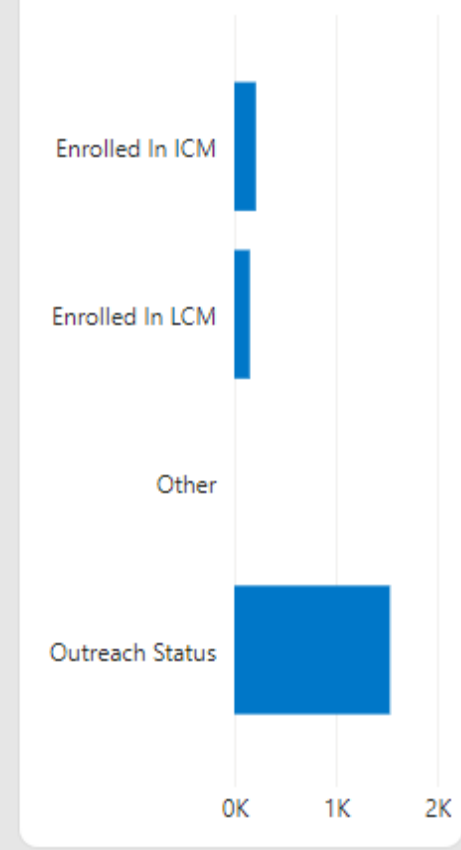


not showing Unknown

Gender Distribution



Screening Outcomes



Visuals with missing bars or displays of *** indicate small number suppression as per HCA policy to avoid reidentification of individuals served in this program.



Recovery Navigator Program Report

- All BHASOs
- Great Rivers
- Greater Columbia
- King
- North Central**
- North Sound
- Pierce
- Salish
- Southwest
- Spokane
- Thurston-Mason

Referral Date Selector

1/1/2023 3/31/2023

- Referral and Outreach
- Case Management**

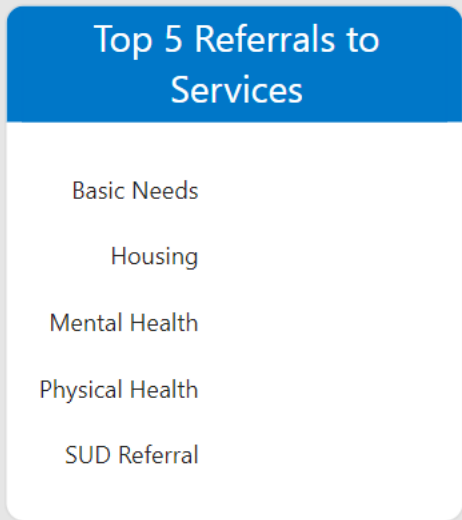
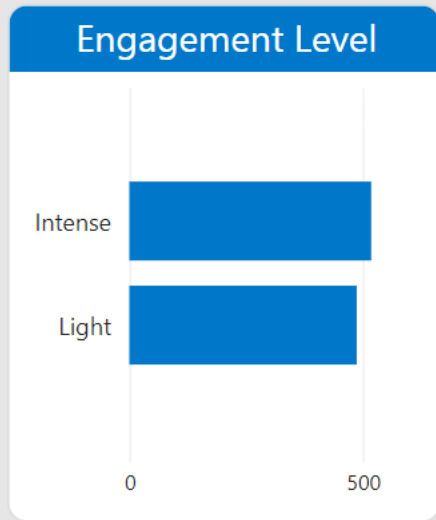
Case Management

1,005
Total

883
Follow-ups

Contingency management

Outreach



Visuals with missing bars or displays of *** indicate small number suppression as per HCA policy to avoid reidentification of individuals served in this program.



Recovery Navigator Program Report

- All BHASOs
- Great Rivers
- Greater Columbia
- King
- North Central
- North Sound**
- Pierce
- Salish
- Southwest
- Spokane
- Thurston-Mason

Referral Date Selector

1/1/2023 3/31/2023

- Referral and Outreach**
- Case Management

Referrals & Outreach

178
Total

151
Outreaches

148
Referrals (other)

30
Referrals (Law)

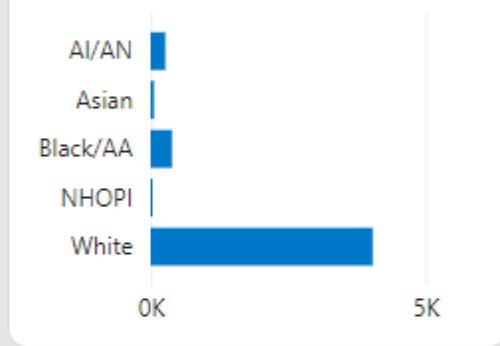
42
Follow ups

30%
% in 15 minutes

18%
% Law Enforcement Referrals

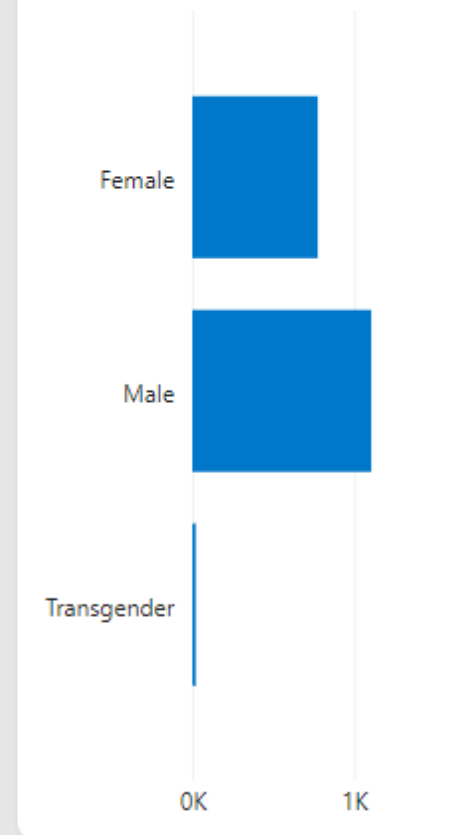
not showing Unknown

Race Distribution

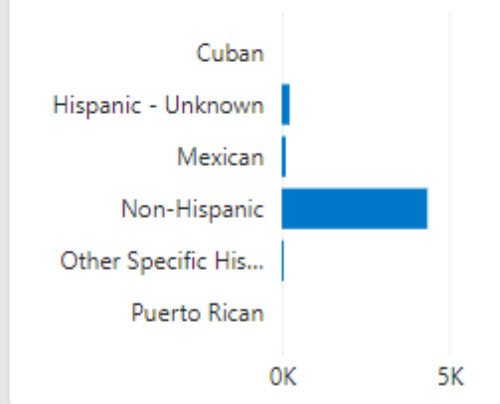


not showing Unknown

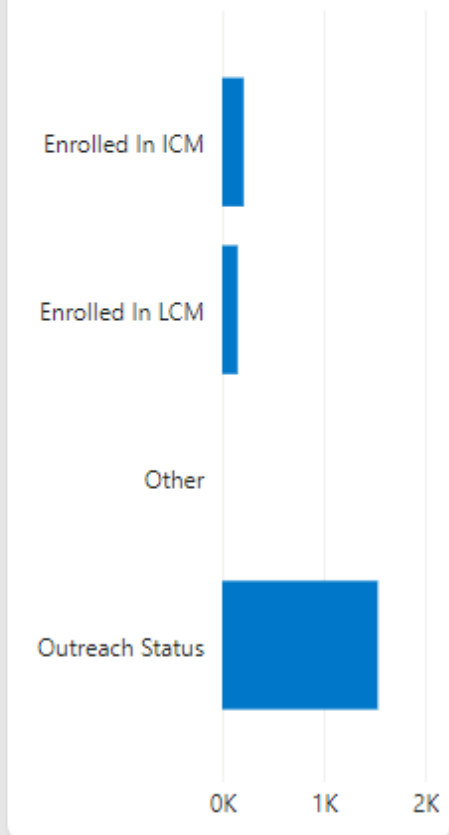
Gender Distribution



Hispanic Origin



Screening Outcomes



Visuals with missing bars or displays of *** indicate small number suppression as per HCA policy to avoid reidentification of individuals served in this program.



Recovery Navigator Program Report

- All BHASOs
- Great Rivers
- Greater Columbia
- King
- North Central
- North Sound**
- Pierce
- Salish
- Southwest
- Spokane
- Thurston-Mason

Referral Date Selector

1/1/2023 3/31/2023

- Referral and Outreach
- Case Management**

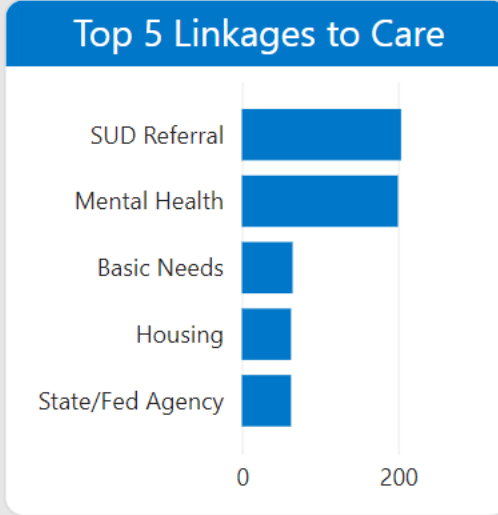
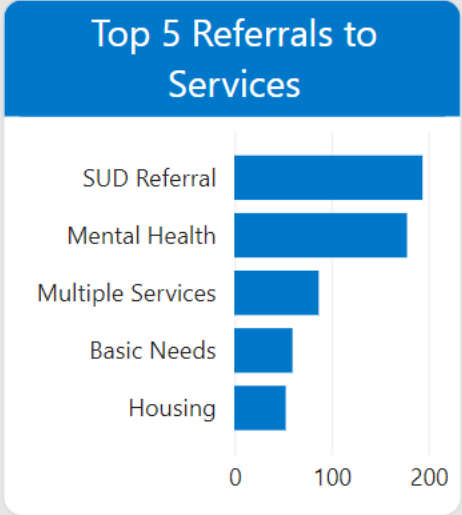
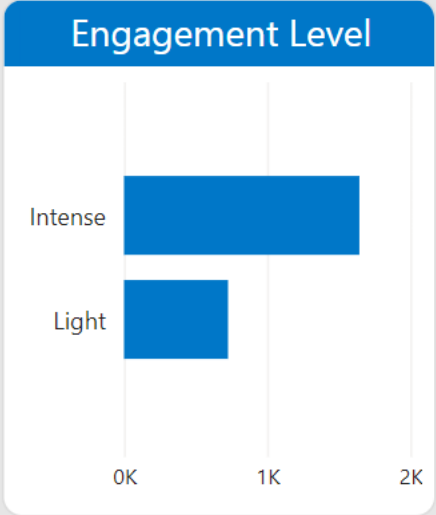
Case Management

2,378
Total

1,696
Follow-ups

1,609
Contingency management

21
Outreach



Visuals with missing bars or displays of *** indicate small number suppression as per HCA policy to avoid reidentification of individuals served in this program.



Recovery Navigator Program Report

- All BHASOs
- Great Rivers
- Greater Columbia
- King
- North Central
- North Sound
- Pierce**
- Salish
- Southwest
- Spokane
- Thurston-Mason

Referral Date Selector

1/1/2023 3/31/2023

- Referral and Outreach**
- Case Management

Referrals & Outreach

196
Total

196
Outreaches

193
Referrals (other)

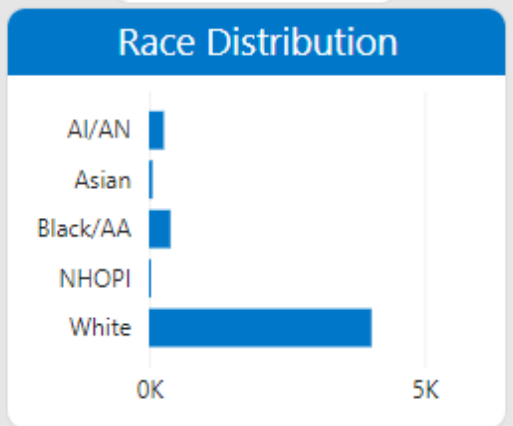
Referrals (Law)

Follow ups

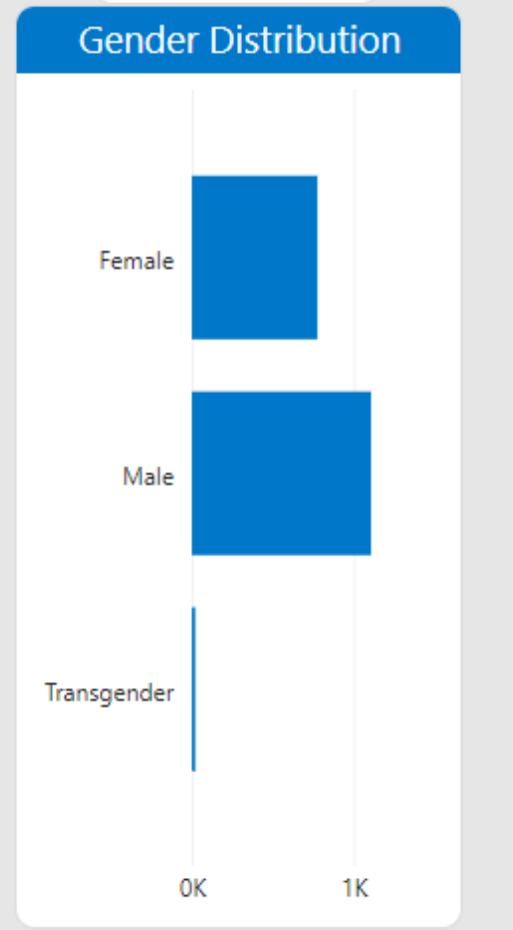
70%
% in 15 minutes

(Blank)
% Law Enforcement Referrals

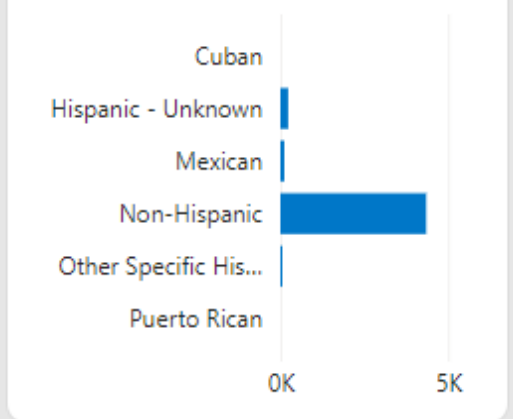
not showing Unknown



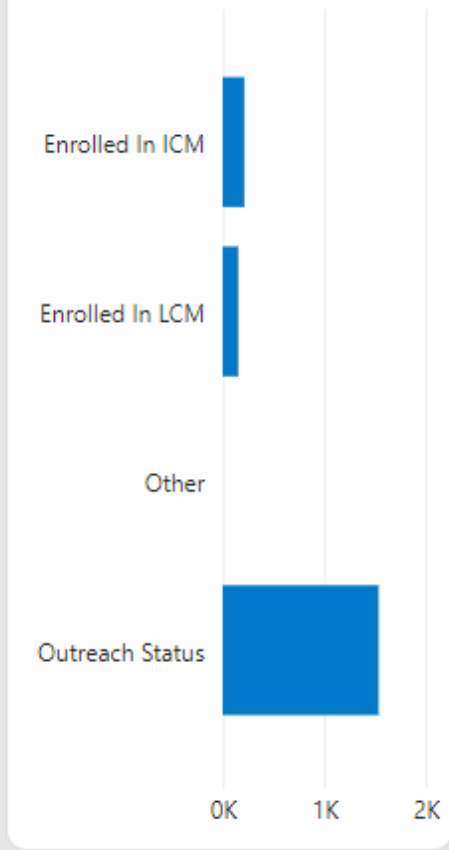
not showing Unknown



Hispanic Origin



Screening Outcomes



Visuals with missing bars or displays of *** indicate small number suppression as per HCA policy to avoid reidentification of individuals served in this program.



Recovery Navigator Program Report

- All BHASOs
- Great Rivers
- Greater Columbia
- King
- North Central
- North Sound
- Pierce**
- Salish
- Southwest
- Spokane
- Thurston-Mason

Referral Date Selector

1/1/2023 3/31/2023

- Referral and Outreach
- Case Management**

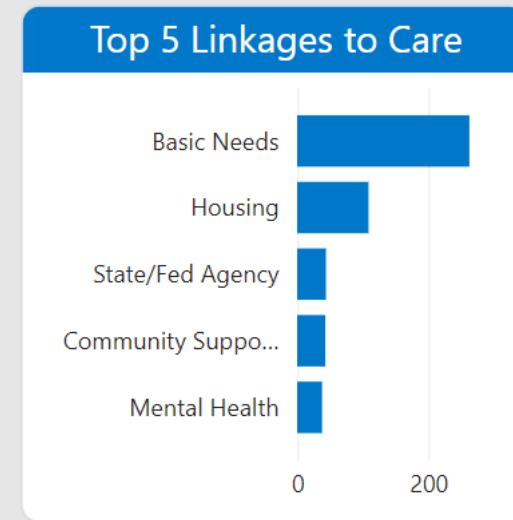
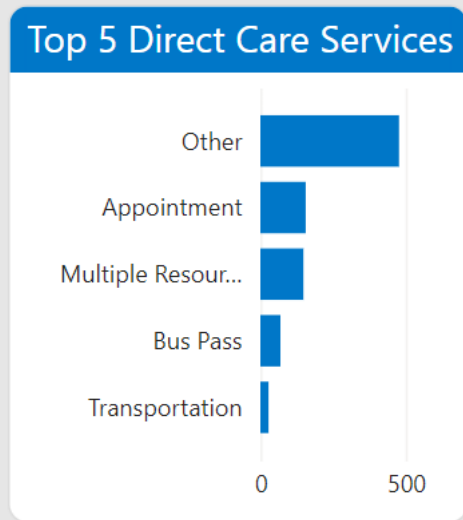
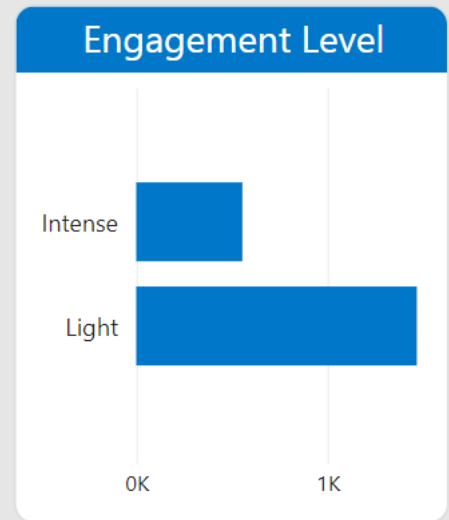
Case Management

2,069
Total

1,508
Follow-ups

347
Contingency management

Outreach



Visuals with missing bars or displays of *** indicate small number suppression as per HCA policy to avoid reidentification of individuals served in this program.



Recovery Navigator Program Report

- All BHASOs
- Great Rivers
- Greater Columbia
- King
- North Central
- North Sound
- Pierce
- Salish**
- Southwest
- Spokane
- Thurston-Mason

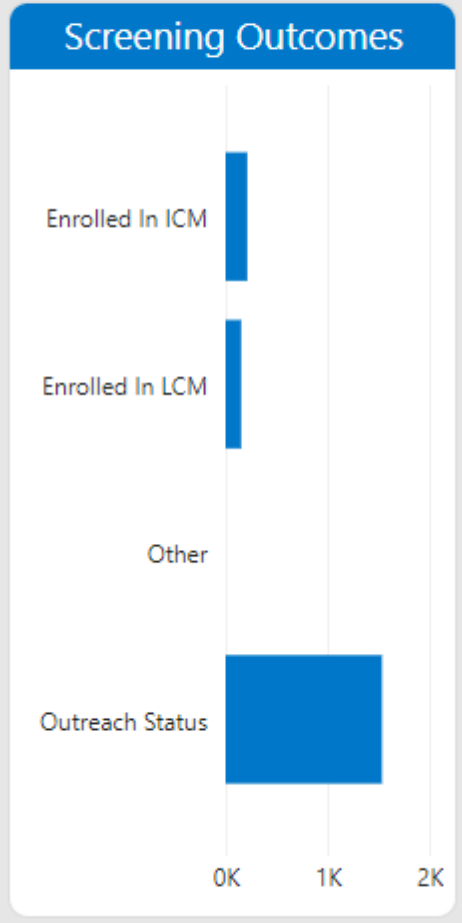
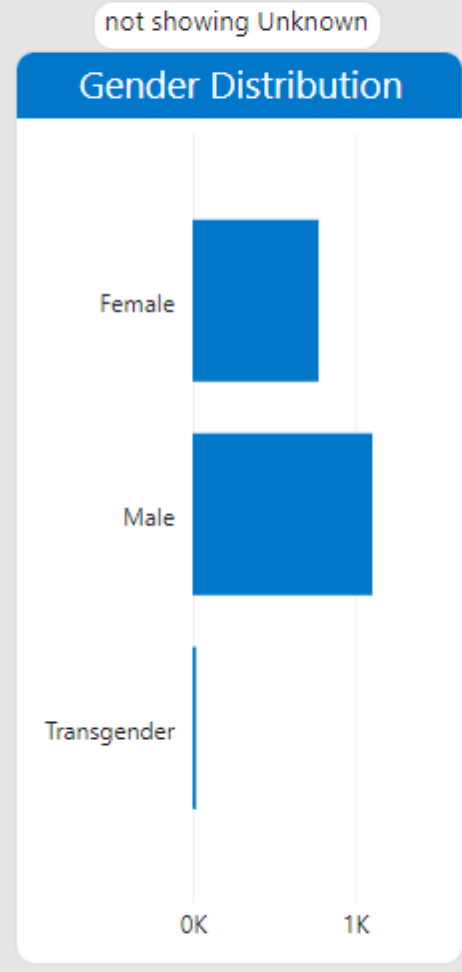
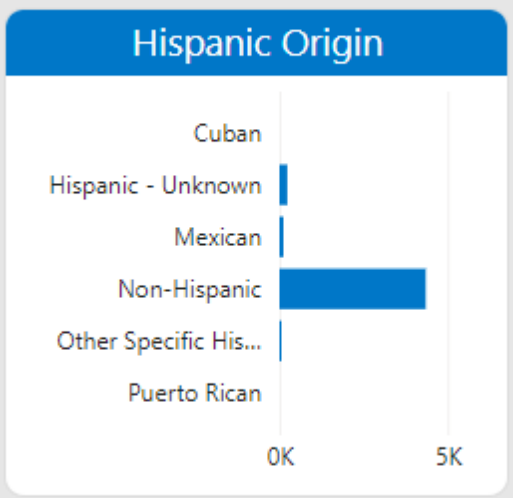
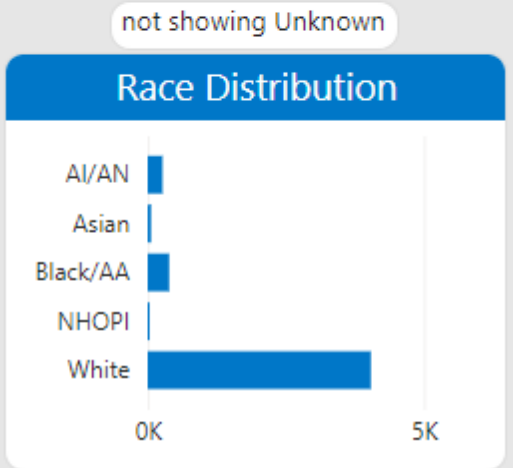
Referral Date Selector

1/1/2023 3/31/2023

- Referral and Outreach**
- Case Management

Referrals & Outreach

- 1,500**
Total
- 1,408**
Outreaches
- 1,396**
Referrals (other)
- 104**
Referrals (Law)
- 1,289**
Follow ups
- 50%**
% in 15 minutes
- 7%**
% Law Enforcement Referrals



Visuals with missing bars or displays of *** indicate small number suppression as per HCA policy to avoid reidentification of individuals served in this program.



Recovery Navigator Program Report

- All BHASOs
- Great Rivers
- Greater Columbia
- King
- North Central
- North Sound
- Pierce
- Salish**
- Southwest
- Spokane
- Thurston-Mason

Referral Date Selector

1/1/2023 3/31/2023

- Referral and Outreach
- Case Management**

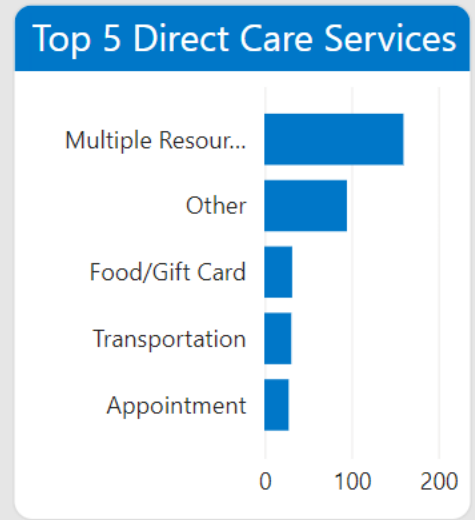
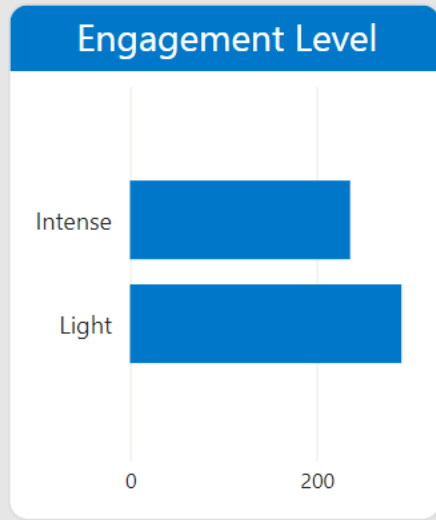
Case Management

549
Total

434
Follow-ups

335
Contingency management

Outreach



Visuals with missing bars or displays of *** indicate small number suppression as per HCA policy to avoid reidentification of individuals served in this program.

Recovery Navigator Program Report

All BHASOs

Great Rivers

Greater Columbia

King

North Central

North Sound

Pierce

Salish

Southwest

Spokane

Thurston-Mason

Referral Date Selector

1/1/2023



3/31/2023



Referral and Outreach

Case Management

not showing Unknown

not showing Unknown

Referrals & Outreach

205

Total

197

Outreaches

145

Referrals (other)

60

Referrals (Law)

173

Follow ups

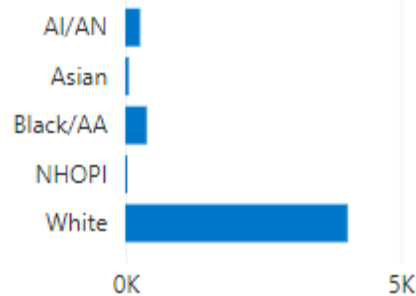
6%

% in 15 minutes


29%

% Law Enforcement Referrals

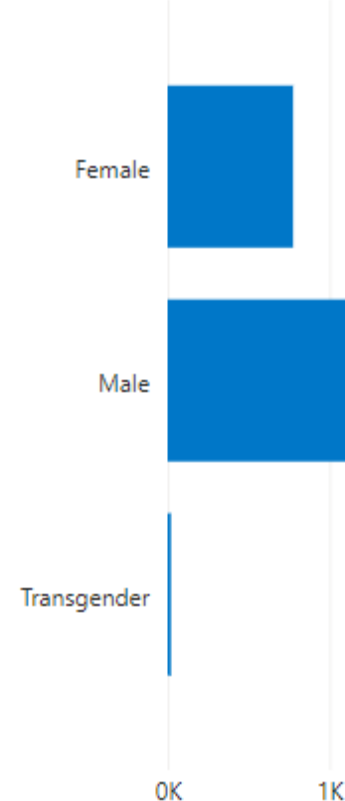
Race Distribution



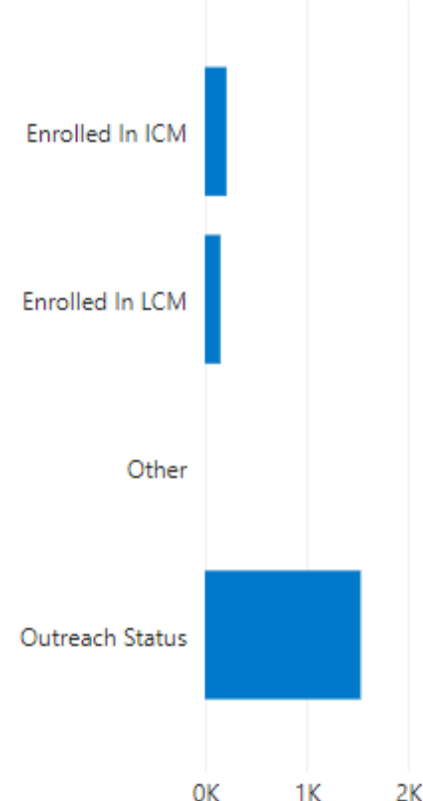
Hispanic Origin



Gender Distribution



Screening Outcomes



Visuals with missing bars or displays of *** indicate small number suppression as per HCA policy to avoid reidentification of individuals served in this program.



Recovery Navigator Program Report

- All BHASOs
- Great Rivers
- Greater Columbia
- King
- North Central
- North Sound
- Pierce
- Salish
- Southwest**
- Spokane
- Thurston-Mason

Referral Date Selector

1/1/2023 3/31/2023

Referral and Outreach

Case Management

Case Management

755

Total

647

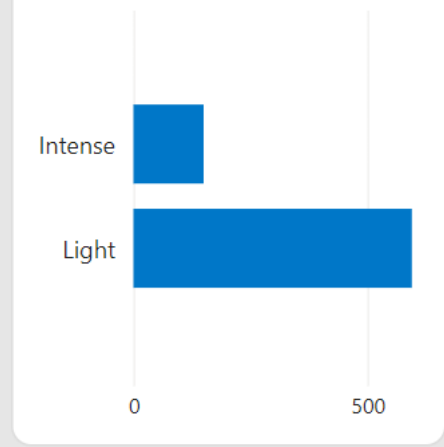
Follow-ups

441

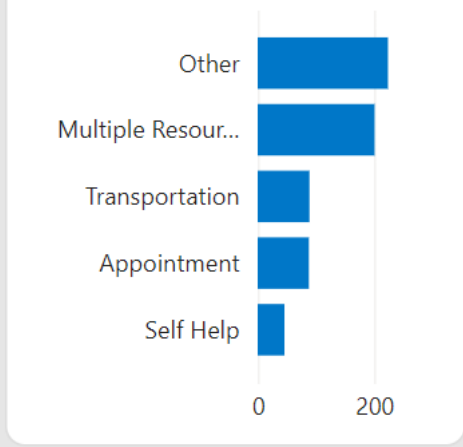
Contingency management

Outreach

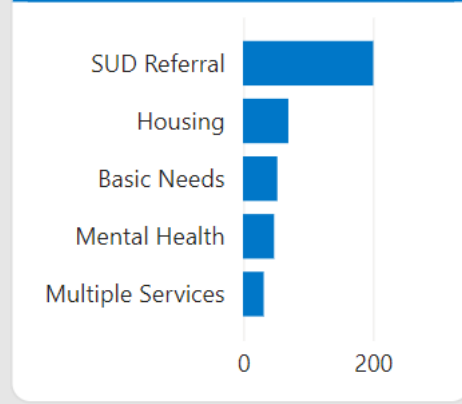
Engagement Level



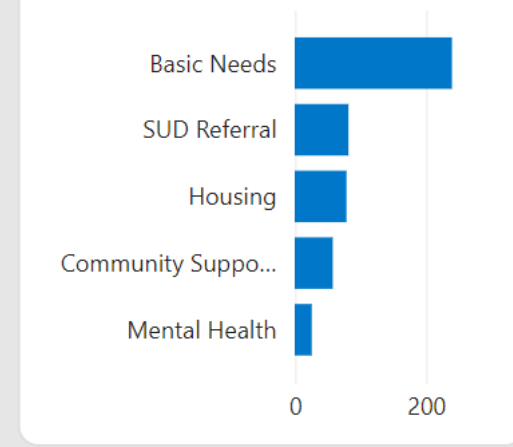
Top 5 Direct Care Services



Top 5 Referrals to Services



Top 5 Linkages to Care



Visuals with missing bars or displays of *** indicate small number suppression as per HCA policy to avoid reidentification of individuals served in this program.



Recovery Navigator Program Report

- All BHASOs
- Great Rivers
- Greater Columbia
- King
- North Central
- North Sound
- Pierce
- Salish
- Southwest
- Spokane**
- Thurston-Mason

Referral Date Selector

1/1/2023 3/31/2023

- Referral and Outreach**
- Case Management

Referrals & Outreach

1,036
Total

1,028
Outreaches

998
Referrals (other)

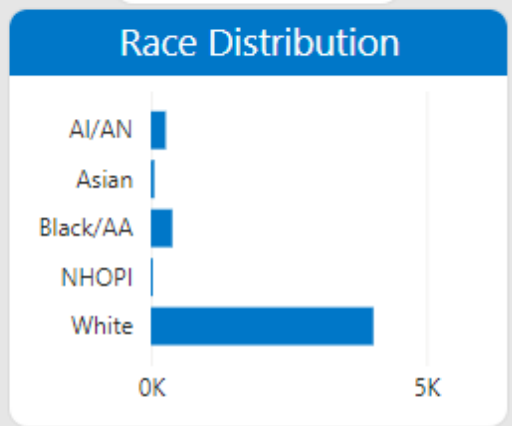
38
Referrals (Law)

382
Follow ups

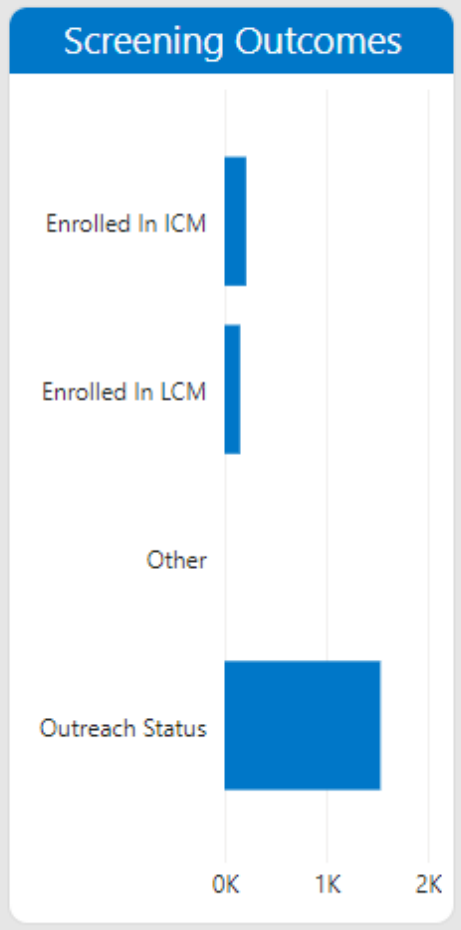
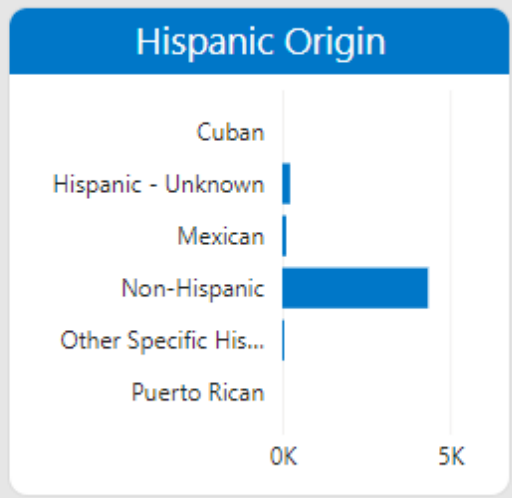

54%
% in 15 minutes

4%
% Law Enforcement Referrals

not showing Unknown



not showing Unknown



Visuals with missing bars or displays of *** indicate small number suppression as per HCA policy to avoid reidentification of individuals served in this program.



Recovery Navigator Program Report

- All BHASOs
- Great Rivers
- Greater Columbia
- King
- North Central
- North Sound
- Pierce
- Salish
- Southwest
- Spokane**
- Thurston-Mason

Referral Date Selector

1/1/2023 3/31/2023

- Referral and Outreach
- Case Management**

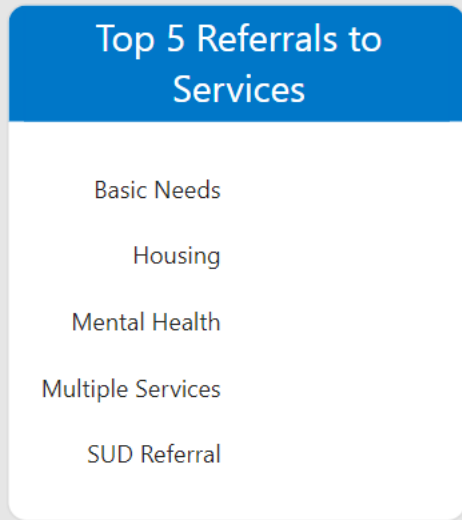
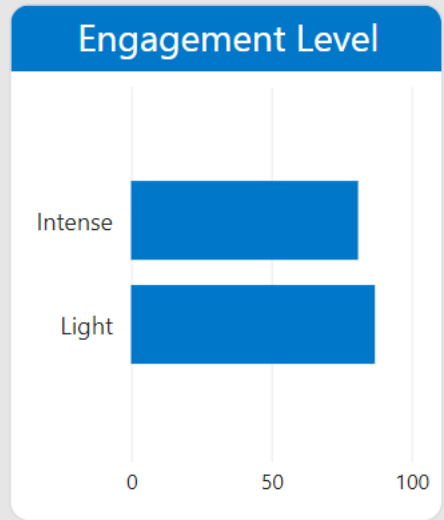
Case Management

168
Total

85
Follow-ups

Contingency management

Outreach



Visuals with missing bars or displays of *** indicate small number suppression as per HCA policy to avoid reidentification of individuals served in this program.



Recovery Navigator Program Report

- All BHASOs
- Great Rivers
- Greater Columbia
- King
- North Central
- North Sound
- Pierce
- Salish
- Southwest
- Spokane
- Thurston-Mason**

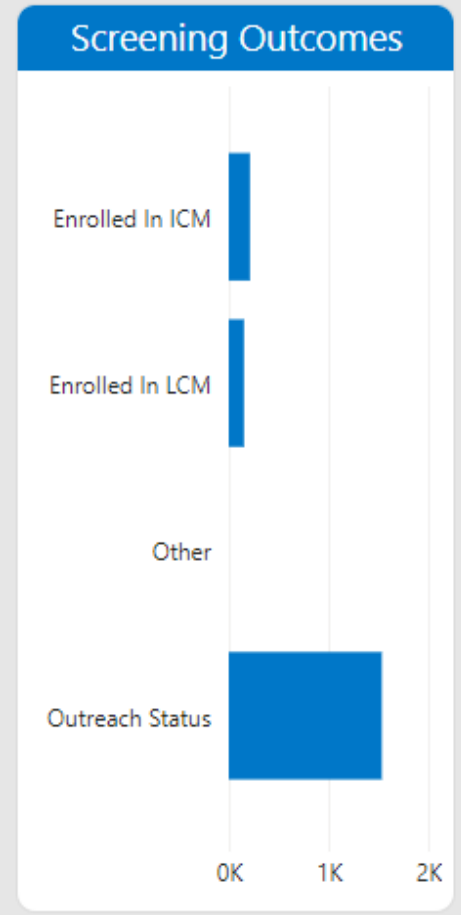
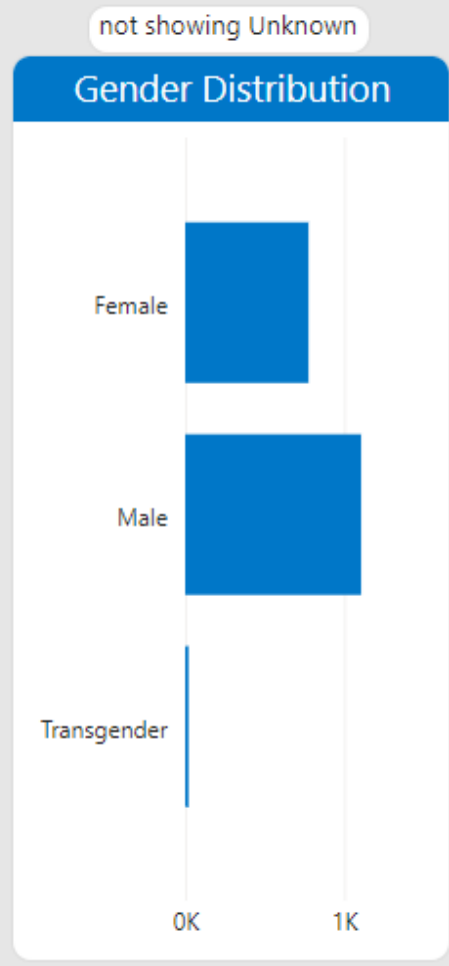
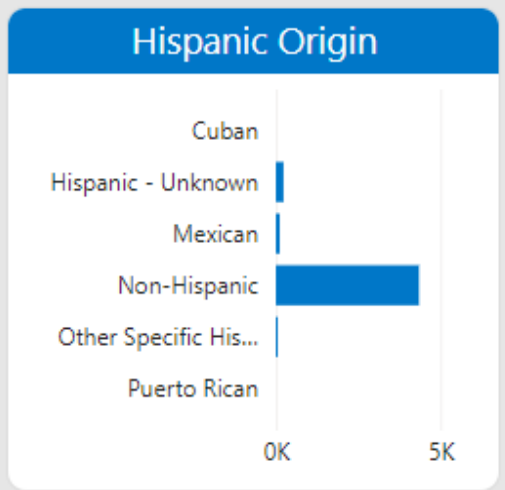
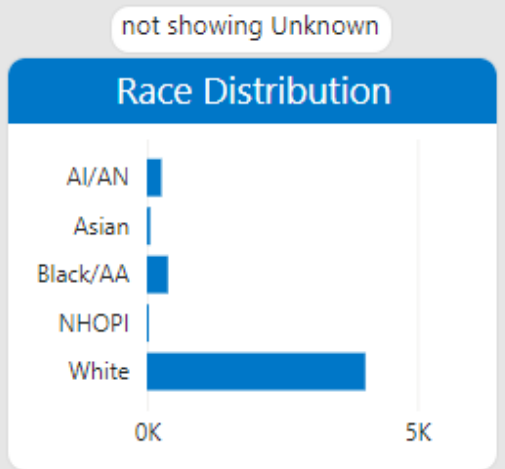
Referral Date Selector

1/1/2023 3/31/2023

- Referral and Outreach**
- Case Management

Referrals & Outreach

- 246 Total
- 246 Outreaches
- 201 Referrals (other)
- 45 Referrals (Law)
- 165 Follow ups
- 55% % in 15 minutes
- 18% % Law Enforcement Referrals



Visuals with missing bars or displays of *** indicate small number suppression as per HCA policy to avoid reidentification of individuals served in this program.



Recovery Navigator Program Report

- All BHASOs
- Great Rivers
- Greater Columbia
- King
- North Central
- North Sound
- Pierce
- Salish
- Southwest
- Spokane
- Thurston-Mason**

Referral Date Selector

1/1/2023 3/31/2023

- Referral and Outreach
- Case Management**

Case Management

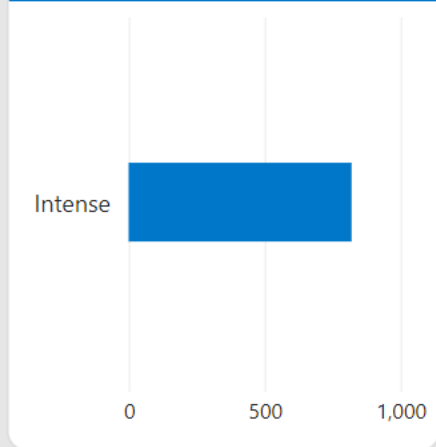
820
Total

820
Follow-ups

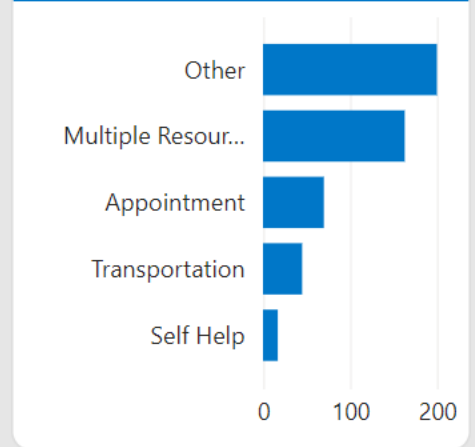
Contingency management

Outreach

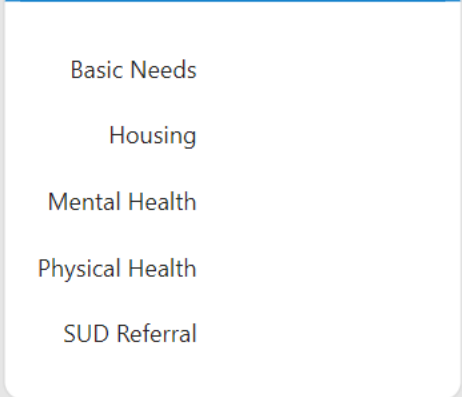
Engagement Level



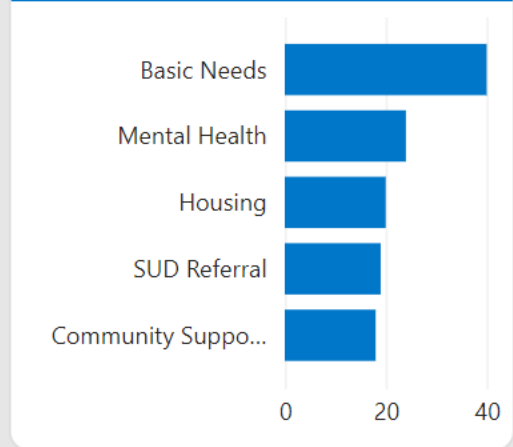
Top 5 Direct Care Services



Top 5 Referrals to Services



Top 5 Linkages to Care



Visuals with missing bars or displays of *** indicate small number suppression as per HCA policy to avoid reidentification of individuals served in this program.