

Open Enrollment Transfers from Old Carrier to New Carrier: Medical - All Subscribers
Enrollment Selections Made through 12-26-2023



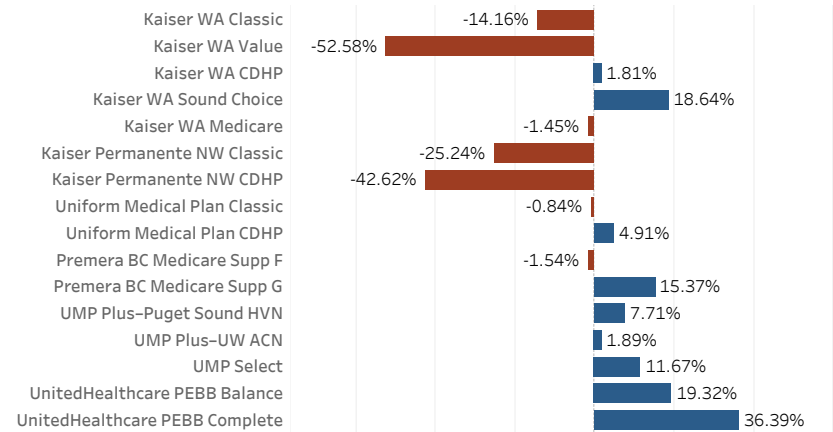
New Plan	Old Plan																		Grand Total New Carrier
	Kaiser WA CDHP	Kaiser WA Classic	Kaiser WA Medicare	Kaiser WA Sound Choice	Kaiser WA Value	KPNW CDHP	KPNW Classic	Premera BC MC Supp F	Premera BC MC Supp G	UHC PEBB Balance	UHC PEBB Complete	UMP CDHP	UMP Classic	UMP Select	UMP Plus-Puget Sound HVN	UMP Plus-UW ACN	No Plan Selected	New	
Kaiser WA CDHP	2,295	76		120	189	2	4					46	35	7	3	9	6	136	2,928
Kaiser WA Classic	18	8,890	3	28	733		5					3	54	7	8	5	14	292	10,060
Kaiser WA Medicare		39	16,513	12	28			3			10		77			1		49	16,732
Kaiser WA Sound Choice	85	361	1	5,960	1,411	1	1				1	13	76	22	11	29	13	320	8,305
Kaiser WA Value	1	34		2	5,288		1					2	9		1	2		65	5,405
Kaiser Permanente NW CDHP				2		115	82						2					5	206
Kaiser Permanente NW Classic		1	5	1		8	2,393					1	8				1	28	2,446
Premera BC Medicare Supp F								9,699											9,699
Premera BC Medicare Supp G		2	47	4	5		2	13	5,554	5	59	2	840	6	4	4			6,547
UnitedHealthcare PEBB Balance		1	6	1	1		1	1	6	283	7		39	1				5	352
UnitedHealthcare PEBB Complete		8	180	3	6		14	38	80	4	10,800	3	3,682	8	3	1		101	14,931
Uniform Medical Plan CDHP	208	57		79	119	144	21					11,836	452	139	50	129	15	551	13,800
Uniform Medical Plan Classic	68	1,440	14	173	2,388	30	475	1	2		28	480	99,757	482	258	535	178	2,610	108,919
UMP Select	30	84		190	347	16	24					145	473	5,928	45	120	19	629	8,050
UMP Plus-Puget Sound HVN	12	83		50	168							29	291	34	4,059	70	12	223	5,031
UMP Plus-UW ACN	22	142		99	256							73	339	68	45	10,556	14	308	11,922
No Plan Selected													5				43	273	321
Termed/No Longer Enrolled	137	502	209	276	460	43	249	99	30	3	42	521	3,704	507	184	240	91	15	7,312
Grand Total Old Carrier	2,876	11,720	16,978	7,000	11,399	359	3,272	9,851	5,675	295	10,947	13,154	109,843	7,209	4,671	11,701	406	5,610	

Open Enrollment Transfers from Old Carrier to New Carrier: Medical - All Subscribers

Changes by Plan - All Subscribers

	Original Enrolled	Current Enrolled	Change	% Change
Kaiser WA Classic	11,720	10,060	-1,660	-14.16%
Kaiser WA Value	11,399	5,405	-5,994	-52.58%
Kaiser WA CDHP	2,876	2,928	52	1.81%
Kaiser WA Sound Choice	7,000	8,305	1,305	18.64%
Kaiser WA Medicare	16,978	16,732	-246	-1.45%
Kaiser Permanente NW Classic	3,272	2,446	-826	-25.24%
Kaiser Permanente NW CDHP	359	206	-153	-42.62%
Uniform Medical Plan Classic	109,843	108,919	-924	-0.84%
Uniform Medical Plan CDHP	13,154	13,800	646	4.91%
Premera BC Medicare Supp F	9,851	9,699	-152	-1.54%
Premera BC Medicare Supp G	5,675	6,547	872	15.37%
UMP Plus-Puget Sound HVN	4,671	5,031	360	7.71%
UMP Plus-UW ACN	11,701	11,922	221	1.89%
UMP Select	7,209	8,050	841	11.67%
UnitedHealthcare PEBB Balance	295	352	57	19.32%
UnitedHealthcare PEBB Complete	10,947	14,931	3,984	36.39%

% Change - All Subscribers



Open Enrollment Transfers from Old Carrier to New Carrier: Medical - Actives
 Enrollment Selections Made through
 12-26-2023

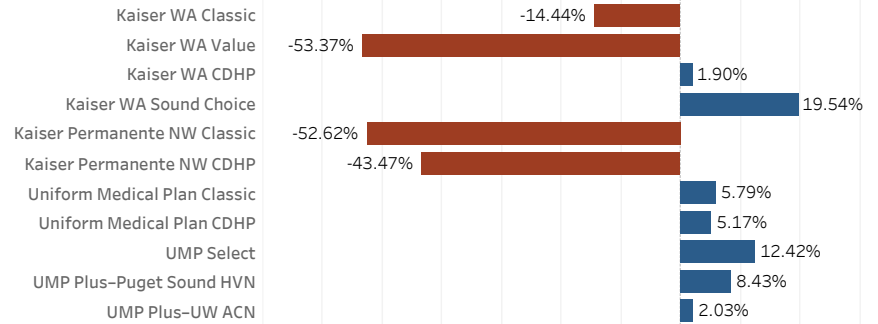


New Plan	Old Plan													Grand Total New Carrier
	Kaiser WA Classic	Kaiser WA Value	Kaiser WA CDHP	Kaiser WA Sound Choice	Kaiser Permanente NW Classic	Kaiser Permanente NW CDHP	Uniform Medical Plan Classic	Uniform Medical Plan CDHP	UMP Plus-Puget Sound HVN	UMP Plus-UW ACN	UMP Select	No Plan Selected	New	
Kaiser WA Classic	8,459	710	18	28	5		50	3	8	5	5	14	286	9,591
Kaiser WA Value	33	5,006	1	2	1		9	2	1	2			63	5,120
Kaiser WA CDHP	76	184	2,265	120	4	2	35	46	3	9	7	6	135	2,892
Kaiser WA Sound Choice	354	1,378	83	5,574	1	1	74	13	11	29	22	13	307	7,860
Kaiser Permanente NW Classic	1			1	675	7	3	1				1	24	713
Kaiser Permanente NW CDHP				2	80	110	2						5	199
Uniform Medical Plan Classic	1,428	2,381	67	170	474	30	69,838	469	248	528	453	178	2,461	78,725
Uniform Medical Plan CDHP	57	118	206	79	21	144	446	11,652	50	128	137	15	546	13,599
UMP Plus-Puget Sound HVN	83	168	12	50			290	29	3,984	69	34	12	220	4,951
UMP Plus-UW ACN	142	256	22	98			337	73	44	10,439	68	14	300	11,793
UMP Select	83	339	30	189	24	16	448	143	39	120	5,586	19	612	7,648
No Plan Selected							5					43	273	321
Termed/No Longer Enrolled	494	441	134	262	220	42	2,878	500	178	229	491	91	15	5,975
Grand Total Old Carrier	11,210	10,981	2,838	6,575	1,505	352	74,415	12,931	4,566	11,558	6,803	406	5,247	

Change by Plan - Actives

	Original Enr..	Current Enr..	Change	% Change
Kaiser WA Classic	11,210	9,591	-1,619	-14.44%
Kaiser WA Value	10,981	5,120	-5,861	-53.37%
Kaiser WA CDHP	2,838	2,892	54	1.90%
Kaiser WA Sound Choice	6,575	7,860	1,285	19.54%
Kaiser Permanente NW Classic	1,505	713	-792	-52.62%
Kaiser Permanente NW CDHP	352	199	-153	-43.47%
Uniform Medical Plan Classic	74,415	78,725	4,310	5.79%
Uniform Medical Plan CDHP	12,931	13,599	668	5.17%
UMP Select	6,803	7,648	845	12.42%
UMP Plus-Puget Sound HVN	4,566	4,951	385	8.43%
UMP Plus-UW ACN	11,558	11,793	235	2.03%

% Change - Actives



Open Enrollment Transfers from Old Carrier to New Carrier: Medical - Self Pay Non-Medicare
 Enrollment Selections Made through
 12-26-2023

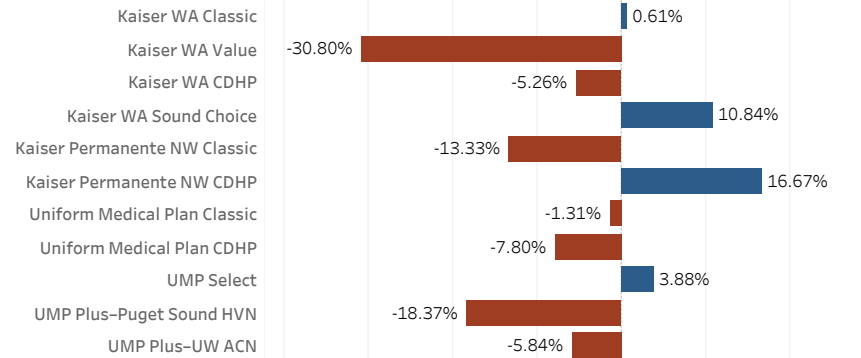


New Plan	Old Plan												New	Grand Total New Carrier
	Kaiser WA Classic	Kaiser WA Value	Kaiser WA CDHP	Kaiser WA Sound Choice	Kaiser Permanente NW Classic	Kaiser Permanente NW CDHP	Uniform Medical Plan Classic	Uniform Medical Plan CDHP	UMP Select	UMP Plus-Puget Sound HVN	UMP Plus-UW ACN			
Kaiser WA Classic	298	22					3		1				4	329
Kaiser WA Value	1	197											2	200
Kaiser WA CDHP		5	30										1	36
Kaiser WA Sound Choice	7	31	2	314			1						13	368
Kaiser Permanente NW Classic					52									52
Kaiser Permanente NW CDHP					2	5								7
Uniform Medical Plan Classic	12	7	1	3	1		2,639	11	26	10	7		64	2,781
Uniform Medical Plan CDHP		1	2				6	184	2		1		5	201
UMP Select	1	8		1			25	2	342	6			17	402
UMP Plus-Puget Sound HVN							1			75	1		3	80
UMP Plus-UW ACN				1			2			1	117		8	129
Termed/No Longer Enrolled	8	18	3	13	5	1	142	21	16	6	11			244
Grand Total Old Carrier	327	289	38	332	60	6	2,819	218	387	98	137		117	

Change by Plan - Self Pay Non-Medicare

	Original Enroll..	Current Enrolled	Change	% Change
Kaiser WA Classic	327	329	2	0.61%
Kaiser WA Value	289	200	-89	-30.80%
Kaiser WA CDHP	38	36	-2	-5.26%
Kaiser WA Sound Choice	332	368	36	10.84%
Kaiser Permanente NW Classic	60	52	-8	-13.33%
Kaiser Permanente NW CDHP	6	7	1	16.67%
Uniform Medical Plan Classic	2,819	2,782	-37	-1.31%
Uniform Medical Plan CDHP	218	201	-17	-7.80%
UMP Select	387	402	15	3.88%
UMP Plus-Puget Sound HVN	98	80	-18	-18.37%
UMP Plus-UW ACN	137	129	-8	-5.84%

% Change - Self Pay Non-Medicare



Open Enrollment Transfers from Old Carrier to New Carrier: Medical - Self Pay Medicare
 Enrollment Selections Made through
 12-26-2023

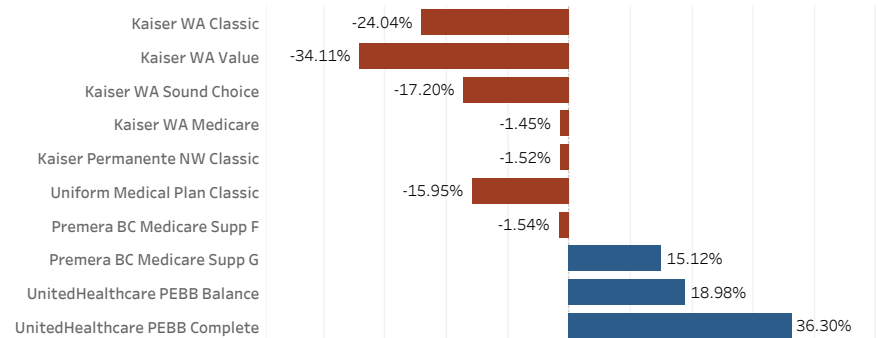


New Plan	Old Plan											New	Grand Total New Carrier
	Kaiser WA Classic	Kaiser WA Value	Kaiser WA Sound Choice	Kaiser WA Medicare	Kaiser Permanente NW Classic	Uniform Medical Plan Classic	Premera BC Medicare Supp F	Premera BC Medicare Supp G	UnitedHealthcare PEBB Balance	UnitedHealthcare PEBB Complete			
Kaiser WA Classic	133	1		2		1						2	139
Kaiser WA Value		85											85
Kaiser WA Sound Choice		2	72	1		1				1			77
Kaiser WA Medicare	39	28	12	16,513		77		3		10		49	16,731
Kaiser Permanente NW Classic					5	1,666	5					4	1,681
Uniform Medical Plan Classic					14	27,280	1	2			27	85	27,409
Premera BC Medicare Supp F							9,699						9,699
Premera BC Medicare Supp G	2	5	4	47	2	840	13	5,554	5	59			6,533
UnitedHealthcare PEBB Balance	1	1	1	6	1	39	1	6	283	7		5	351
UnitedHealthcare PEBB Complete	8	6	3	180	14	3,682	38	80	4	10,800		101	14,919
Termed/No Longer Enrolled		1	1	209	24	684	99	30	3	42			1,093
Grand Total Old Carrier	183	129	93	16,977	1,707	32,609	9,851	5,675	295	10,946		246	

Change by Plan - Self Pay Medicare

	Original Enrolled	Current Enrolled	Change	% Change
Kaiser WA Classic	183	139	-44	-24.04%
Kaiser WA Value	129	85	-44	-34.11%
Kaiser WA Sound Choice	93	77	-16	-17.20%
Kaiser WA Medicare	16,977	16,731	-246	-1.45%
Kaiser Permanente NW Classic	1,707	1,681	-26	-1.52%
Uniform Medical Plan Classic	32,609	27,409	-5,200	-15.95%
Premera BC Medicare Supp F	9,851	9,699	-152	-1.54%
Premera BC Medicare Supp G	5,675	6,533	858	15.12%
UnitedHealthcare PEBB Balance	295	351	56	18.98%
UnitedHealthcare PEBB Complete	10,946	14,919	3,973	36.30%

% Change - Self Pay Medicare



Open Enrollment Transfers from Old Carrier to New Carrier: Medical - All Medicare
 Enrollment Selections Made through
 12-26-2023

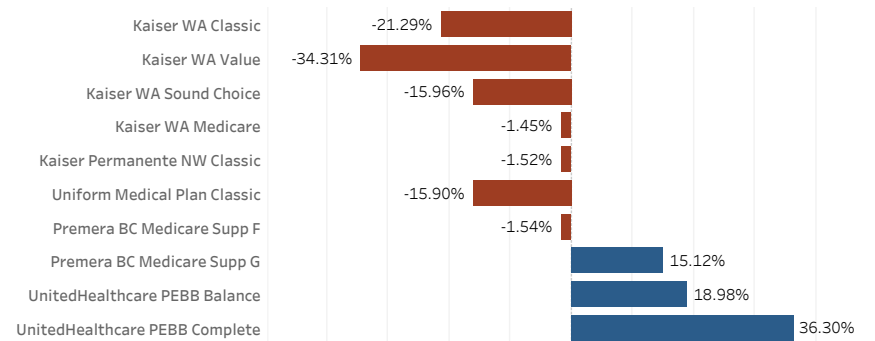


New Plan	Old Plan										New	Grand Total New Carrier
	Kaiser WA Classic	Kaiser WA Value	Kaiser WA Sound Choice	Kaiser WA Medicare	Kaiser Permanente NW Classic	Uniform Medical Plan Classic	Premera BC Medicare Supp F	Premera BC Medicare Supp G	UnitedHealthcare PEBB Balance	UnitedHealthcare PEBB Complete		
Kaiser WA Classic	152	2		2		1					2	159
Kaiser WA Value		90										90
Kaiser WA Sound Choice		3	73	1		1				1		79
Kaiser WA Medicare	39	28	12	16,513		77		3		10	49	16,731
Kaiser Permanente NW Classic				5	1,666	5					4	1,681
Uniform Medical Plan Classic		1		14		27,385		2		27	88	27,518
Premera BC Medicare Supp F							9,699					9,699
Premera BC Medicare Supp G	2	5	4	47	2	840	13	5,554	5	59		6,533
UnitedHealthcare PEBB Balance	1	1	1	6	1	39	1	6	283	7	5	351
UnitedHealthcare PEBB Complete	8	6	3	180	14	3,682	38	80	4	10,800	101	14,919
Termed/No Longer Enrolled		1	1	209	24	689	99	30	3	42		1,098
Grand Total Old Carrier	202	137	94	16,977	1,707	32,719	9,851	5,675	295	10,946	249	

Change by Plan - All Medicare

	Original Enrolled	Current Enrolled	Change	% Change
Kaiser WA Classic	202	159	-43	-21.29%
Kaiser WA Value	137	90	-47	-34.31%
Kaiser WA Sound Choice	94	79	-15	-15.96%
Kaiser WA Medicare	16,977	16,731	-246	-1.45%
Kaiser Permanente NW Classic	1,707	1,681	-26	-1.52%
Uniform Medical Plan Classic	32,721	27,518	-5,203	-15.90%
Premera BC Medicare Supp F	9,851	9,699	-152	-1.54%
Premera BC Medicare Supp G	5,675	6,533	858	15.12%
UnitedHealthcare PEBB Balance	295	351	56	18.98%
UnitedHealthcare PEBB Complete	10,946	14,919	3,973	36.30%

% Change - All Medicare



Open Enrollment Transfers from Old Carrier to New Carrier
Dental All Subscribers
 Enrollment Selections Made through
 12-26-2023



New Carrier	Old Carrier					
	Uniform Dental Plan	Willamette Dental	Deltacare	New	No Plan Selected	Grand Total
Uniform Dental Plan	175,090	532	2,170	3,964	261	182,017
Willamette Dental	508	16,031	264	378	17	17,198
Deltacare	1,050	347	16,257	814	44	18,512
No Plan Selected	5	1		262	46	314
Termed/No Longer Enrolled	5,475	520	754	24	50	6,823
Grand Total	182,128	17,431	19,445	5,442	418	

Change by Plan - Dental

New Carrier	Original Enrolled	Current Enrolled	Change	% Change
Uniform Dental Plan	182,130	182,017	-113	-0.06%
Willamette Dental	17,433	17,198	-235	-1.37%
Deltacare	19,445	18,512	-933	-5.04%

% Change - Dental

