

Open Enrollment Transfers from Old Carrier to New Carrier: Medical - All Subscribers
Enrollment Selections Made through 12-14-2021



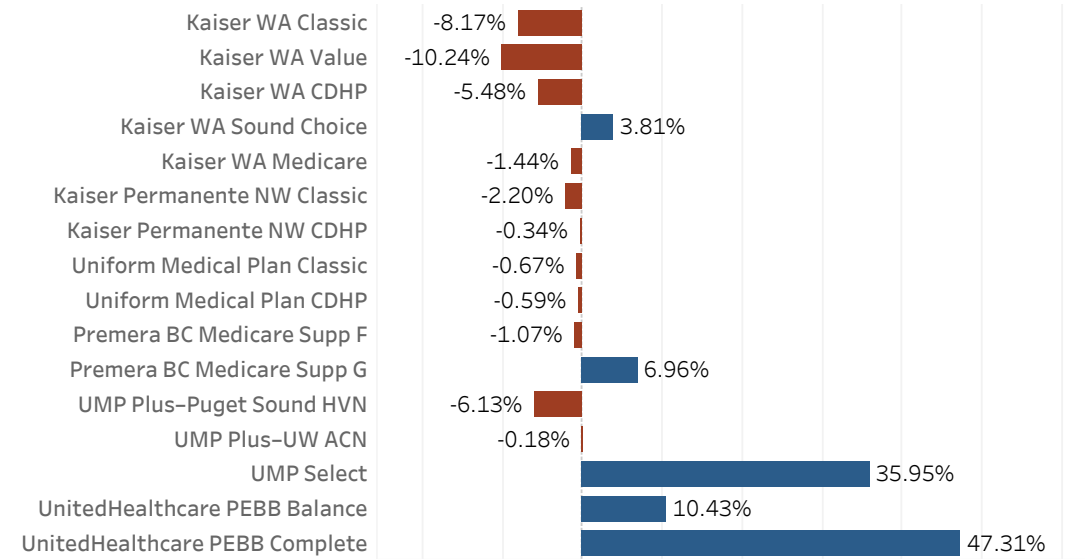
New Carrier	Old Carrier																		Grand Total New Carrier
	Kaiser WA Classic	Kaiser WA Value	Kaiser WA CDHP	Kaiser WA Sound Choice	Kaiser WA Medicare	Kaiser Permanente NW Classic	Kaiser Permanente NW CDHP	Uniform Medical Plan Classic	Uniform Medical Plan CDHP	Premera BC Medicare Supp F	Premera BC Medicare Supp G	UMP Plus-Puget Sound HVN	UMP Plus-UW ACN	UMP Select	No Plan Selected	New	UnitedHealthcare PEBB Balance	UnitedHealthcare PEBB Complete	
Kaiser WA Classic	11,154	117	8	9	3	4		52	3			7	9		12	264			11,642
Kaiser WA Value	136	12,184	20	22				43	7			7	9	2	5	169			12,604
Kaiser WA CDHP	30	57	2,379	29		1	2	11	21			3	2	3	3	98			2,639
Kaiser WA Sound Choice	89	165	33	4,555	2	1	1	58	16			20	29	6	12	301			5,288
Kaiser WA Medicare	40	36	4	14	16,956	4		36		1	3					65		2	17,161
Kaiser Permanente NW Classic	6	3	1		1	3,248	3	16							3	53			3,334
Kaiser Permanente NW CDHP	1	2		3		11	252		2						1	19			291
Uniform Medical Plan Classic	559	728	34	73	25	29	7	107,564	295	2	3	279	401	121	125	2,064		4	112,313
Uniform Medical Plan CDHP	16	35	122	7		5	7	296	10,529			45	80	43	6	317			11,508
Premera BC Medicare Supp F								1		10,656									10,657
Premera BC Medicare Supp G	4	3		1	53	2		157	3	23	2,958		3	1			2	3	3,213
UMP Plus-Puget Sound HVN	30	26	3	24				198	24			3,598	47	20	6	140			4,116
UMP Plus-UW ACN	53	59	7	47		1		308	66			153	10,454	16	5	276			11,445
UMP Select	33	74	30	42			3	314	111			52	52	1,718	8	369			2,806
No Plan Selected	1	1	1					4					1	1	46	340			395
Termed/No Longer Enrolled	515	546	149	266	143	97	16	3,503	495	62	8	218	376	132	88	38		9	6,661
Grand Total Old Carrier	12,667	14,036	2,791	5,092	17,183	3,403	291	112,561	11,572	10,744	2,972	4,382	11,463	2,063	320	4,513	2	18	

Open Enrollment Transfers from Old Carrier to New Carrier: Medical - All Subscribers

Changes by Plan - All Subscribers

	Original Enrolled	Current Enrolled	Change	% Change
Kaiser WA Classic	12,678	11,642	-1,036	-8.17%
Kaiser WA Value	14,042	12,604	-1,438	-10.24%
Kaiser WA CDHP	2,792	2,639	-153	-5.48%
Kaiser WA Sound Choice	5,094	5,288	194	3.81%
Kaiser WA Medicare	17,411	17,161	-250	-1.44%
Kaiser Permanente NW Classic	3,409	3,334	-75	-2.20%
Kaiser Permanente NW CDHP	292	291	-1	-0.34%
Uniform Medical Plan Classic	113,067	112,313	-754	-0.67%
Uniform Medical Plan CDHP	11,576	11,508	-68	-0.59%
Premera BC Medicare Supp F	10,772	10,657	-115	-1.07%
Premera BC Medicare Supp G	3,004	3,213	209	6.96%
UMP Plus-Puget Sound HVN	4,385	4,116	-269	-6.13%
UMP Plus-UW ACN	11,466	11,445	-21	-0.18%
UMP Select	2,064	2,806	742	35.95%
UnitedHealthcare PEBB Balance	115	127	12	10.43%
UnitedHealthcare PEBB Complete	1,822	2,684	862	47.31%

% Change - All Subscribers



Open Enrollment Transfers from Old Carrier to New Carrier: Medical - Actives
 Enrollment Selections Made through
 12-14-2021

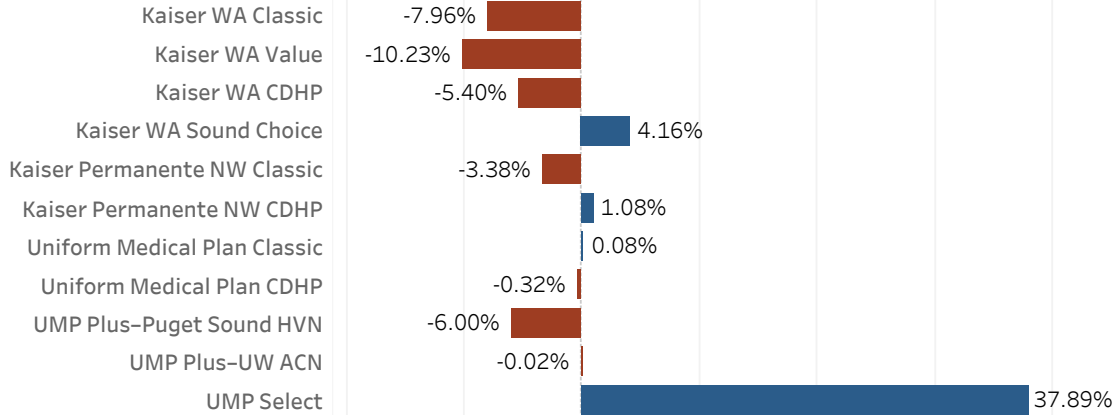


New Carrier	Old Carrier													Grand Total New Carrier
	Kaiser WA Classic	Kaiser WA Value	Kaiser WA CDHP	Kaiser WA Sound Choice	Kaiser Permanente NW Classic	Kaiser Permanente NW CDHP	Uniform Medical Plan Classic	Uniform Medical Plan CDHP	UMP Plus-Puget Sound HVN	UMP Plus-UW ACN	UMP Select	No Plan Selected	New	
Kaiser WA Classic	10,506	116	8	9	3		51	3	7	9		12	255	10,979
Kaiser WA Value	130	11,639	20	20			43	7	7	9	2	5	163	12,045
Kaiser WA CDHP	30	56	2,335	29	1	2	11	21	3	2	3	3	96	2,592
Kaiser WA Sound Choice	88	159	33	4,270	1	1	58	16	19	29	6	12	288	4,980
Kaiser Permanente NW Classic	6	3	1		1,384	3	14					3	46	1,460
Kaiser Permanente NW CDHP	1	2		3	11	244		2				1	18	282
Uniform Medical Plan Classic	542	713	34	72	27	6	65,145	274	276	383	110	125	1,834	69,541
Uniform Medical Plan CDHP	16	35	120	7	5	7	292	10,300	45	80	43	6	311	11,267
UMP Plus-Puget Sound HVN	30	26	3	24			198	23	3,523	47	20	6	139	4,039
UMP Plus-UW ACN	53	59	7	46	1		302	65	153	10,319	16	5	271	11,297
UMP Select	32	72	30	41		3	291	109	51	52	1,575	8	360	2,624
No Plan Selected	1	1	1				4			1	1	46	340	395
Termed/No Longer Enrolled	494	537	148	260	78	13	3,076	483	213	368	127	88	38	5,923
Grand Total Old Carrier	11,929	13,418	2,740	4,781	1,511	279	69,485	11,303	4,297	11,299	1,903	320	4,159	

Change by Plan - Actives

	Original Enr.	Current Enr.	Change	% Change
Kaiser WA Classic	11,929	10,979	-950	-7.96%
Kaiser WA Value	13,418	12,045	-1,373	-10.23%
Kaiser WA CDHP	2,740	2,592	-148	-5.40%
Kaiser WA Sound Choice	4,781	4,980	199	4.16%
Kaiser Permanente NW Classic	1,511	1,460	-51	-3.38%
Kaiser Permanente NW CDHP	279	282	3	1.08%
Uniform Medical Plan Classic	69,485	69,541	56	0.08%
Uniform Medical Plan CDHP	11,303	11,267	-36	-0.32%
UMP Select	1,903	2,624	721	37.89%
UMP Plus-Puget Sound HVN	4,297	4,039	-258	-6.00%
UMP Plus-UW ACN	11,299	11,297	-2	-0.02%

% Change - Actives



Open Enrollment Transfers from Old Carrier to New Carrier: Medical - Self Pay Non-Medicare
 Enrollment Selections Made through
 12-14-2021

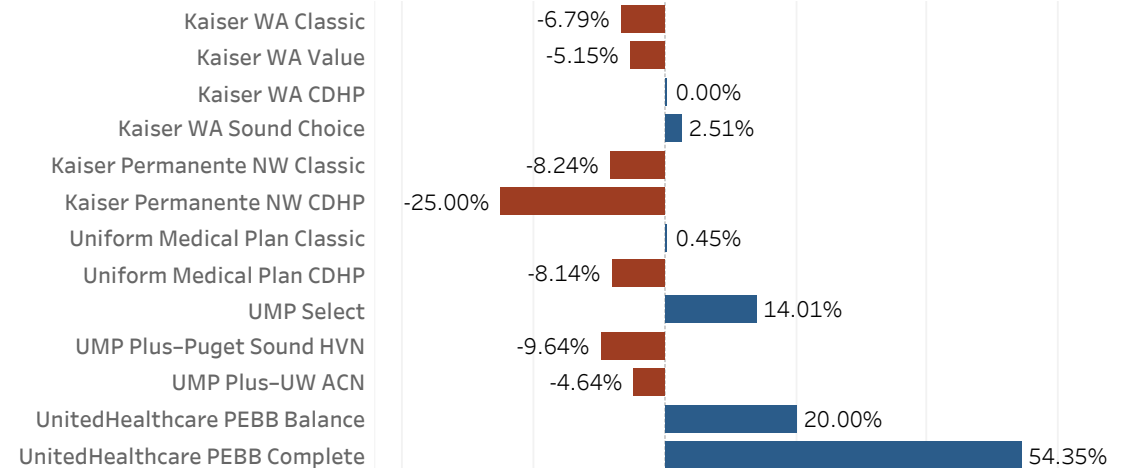


New Carrier	Old Carrier													
	Kaiser WA Classic	Kaiser WA Value	Kaiser WA CDHP	Kaiser WA Sound Choice	Kaiser Permanente NW Classic	Kaiser Permanente NW CDHP	Uniform Medical Plan Classic	Uniform Medical Plan CDHP	UMP Select	UMP Plus-Puget Sound HVN	UMP Plus-UW ACN	New	Premera BC Medicare Supp G	UnitedHealthcare
Kaiser WA Classic	442	1			1		1					8		
Kaiser WA Value	5	394		2								4		
Kaiser WA CDHP		1	44									2		
Kaiser WA Sound Choice	1	6		227						1		10		
Kaiser Permanente NW Classic					77							1		
Kaiser Permanente NW CDHP						8						1		
Uniform Medical Plan Classic	15	13		1	1	1	3,632	17	10	3	12	94		
Uniform Medical Plan CDHP			2				4	225				6		
UMP Select	1	2		1			22	2	142	1		8		
UMP Plus-Puget Sound HVN								1		73		1		
UMP Plus-UW ACN				1			6	1			131	5		
Termed/No Longer Enrolled	20	9	1	6	6	3	104	12	5	5	8			
UnitedHealthcare PEBB Balance		1												
UnitedHealthcare PEBB Complete	2			1			13					6	3	
Grand Total Old Carrier	486	427	47	239	85	12	3,782	258	157	83	151	146	3	

Change by Plan - Self Pay Non-Medicare

	Original Enroll..	Current Enrolled	Change	% Change
Kaiser WA Classic	486	453	-33	-6.79%
Kaiser WA Value	427	405	-22	-5.15%
Kaiser WA CDHP	47	47	0	0.00%
Kaiser WA Sound Choice	239	245	6	2.51%
Kaiser Permanente NW Classic	85	78	-7	-8.24%
Kaiser Permanente NW CDHP	12	9	-3	-25.00%
Uniform Medical Plan Classic	3,782	3,799	17	0.45%
Uniform Medical Plan CDHP	258	237	-21	-8.14%
UMP Select	157	179	22	14.01%
UMP Plus-Puget Sound HVN	83	75	-8	-9.64%
UMP Plus-UW ACN	151	144	-7	-4.64%
UnitedHealthcare PEBB Balance	5	6	1	20.00%
UnitedHealthcare PEBB Complete	46	71	25	54.35%

% Change - Self Pay Non-Medicare



Open Enrollment Transfers from Old Carrier to New Carrier: Medical - Self Pay Medicare
 Enrollment Selections Made through
 12-14-2021

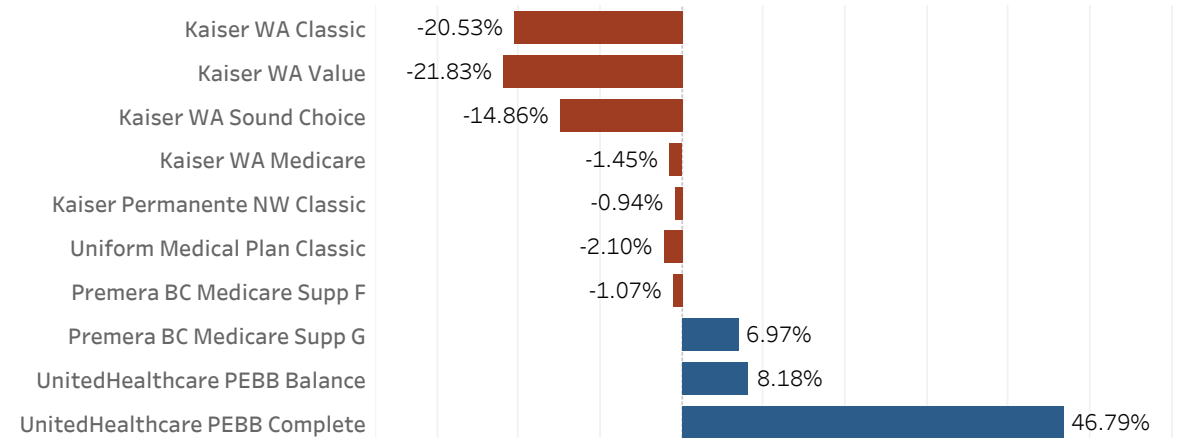


New Carrier	Old Carrier											Grand Total New Carrier
	Kaiser WA Classic	Kaiser WA Value	Kaiser WA Sound Choice	Kaiser WA Medicare	Kaiser Permanente NW Classic	Uniform Medical Plan Classic	Premera BC Medicare Supp F	Premera BC Medicare Supp G	New	UnitedHealthcare PEBB Balance	UnitedHealthcare PEBB Complete	
Kaiser WA Classic	206			2					1			209
Kaiser WA Value	1	151							2			154
Kaiser WA Sound Choice			58	2					3			63
Kaiser WA Medicare	40	36	14	16,956	4	36	1	3	65		2	17,157
Kaiser Permanente NW Classic				1	1,787	2			6			1,796
Uniform Medical Plan Classic	2	2		24	1	38,787	2	2	136		4	38,964
Premera BC Medicare Supp F						1	10,656					10,657
Premera BC Medicare Supp G	4	3	1	53	2	157	23	2,958		2	3	3,209
Termed/No Longer Enrolled	1			143	13	323	62	8			9	559
UnitedHealthcare PEBB Balance				3		9	1	3	1	100		119
UnitedHealthcare PEBB Complete	9	5	1	225	6	484	27	26	55	8	1,758	2,607
Grand Total Old Carrier	263	197	74	17,409	1,813	39,799	10,772	3,000	269	110	1,776	

Change by Plan - Self Pay Medicare

	Original Enrolled	Current Enrolled	Change	% Change
Kaiser WA Classic	263	209	-54	-20.53%
Kaiser WA Value	197	154	-43	-21.83%
Kaiser WA Sound Choice	74	63	-11	-14.86%
Kaiser WA Medicare	17,409	17,157	-252	-1.45%
Kaiser Permanente NW Classic	1,813	1,796	-17	-0.94%
Uniform Medical Plan Classic	39,800	38,964	-836	-2.10%
Premera BC Medicare Supp F	10,772	10,657	-115	-1.07%
Premera BC Medicare Supp G	3,000	3,209	209	6.97%
UnitedHealthcare PEBB Balance	110	119	9	8.18%
UnitedHealthcare PEBB Complete	1,776	2,607	831	46.79%

% Change - Self Pay Medicare



Open Enrollment Transfers from Old Carrier to New Carrier
Dental All Subscribers
 Enrollment Selections Made through
 12-14-2021



New Carrier	Old Carrier					
	Uniform Dental Plan	Willamette Dental	Deltacare	New	No Plan Selected	Grand Total
Uniform Dental Plan	164,480	385	1,689	3,428	186	170,168
Willamette Dental	232	16,027	184	273	16	16,732
Deltacare	648	224	15,242	625	20	16,759
No Plan Selected	11	1	1	326	49	388
Termed/No Longer Enrolled	5,169	605	813	19	49	6,655
Grand Total	170,540	17,242	17,929	4,671	320	

Change by Plan - Dental

New Carrier	Original Enrolled	Current Enrolled	Change	% Change
Uniform Dental Plan	170,541	170,168	-373	-0.22%
Willamette Dental	17,243	16,732	-511	-3.05%
Deltacare	17,929	16,759	-1,170	-6.98%

% Change - Dental

